

PROVINCIAL YOUTH DEVELOPMENT PLAN 2020-2022



Provincial Government of Davao del Norte

Contents

| | | |
|--------------------|--|----|
| Chapter 1 | Introduction & Rationale | 1 |
| Chapter 2 | Existing Situation | 3 |
| | 2.1 Demography | 3 |
| | 2.2 Youth Population Trends | 7 |
| | 2.3 Youth Statistics | 9 |
| | 2.4 Youth Issues & Concerns | 17 |
| Chapter 3 | Youth Development Plan | 20 |
| | 3.1 PLGU Development Framework | 20 |
| | 3.2 Goals / Objectives / Strategies | 20 |
| | 3.3 Implementation Plan | 21 |
| | Local Youth Development Plan | 23 |
| | Annual Youth Development Action Plan | 32 |
| | Monitoring & Evaluation | 34 |
| Abbreviation | | 35 |

List of Tables

| | |
|--|----|
| Table 1. Davao del Norte Total Population by Census | 3 |
| Table 2. Davao del Norte Population Projection | 3 |
| Table 3. Population, Annual Growth Rate Davao del Norte | 4 |
| Table 4. Household Population of Davao del Norte | 5 |
| Table 5. Projected Household Population of Davao del Norte | 5 |
| Table 6. Total Population by Age Group, Sex | 6 |
| Table 7. Population Enumerated in various censuses | 7 |
| Table 8. Total Population by single-year, age & sex | 7 |
| Table 9. Household Population by single-year, age & sex | 8 |
| Table 10. Total Population by age, group, sex | 8 |
| Table 11. Household Population by age, group, sex | 8 |
| Table 12. Total Population 10 y.o. & over by age, group | 9 |
| Table 13. Household Population 10 y.o. & over by age, group | 9 |
| Table 14. Total Population by Religious Affiliation and sex | 9 |
| Table 15. HIV/AIDS cases in Region XI | 12 |
| Table 16. HIV/AIDS cases in Davao del Norte, by sex & age | 12 |
| Table 17. HIV/AIDS cases in Davao del Norte, per LGUs | 12 |
| Table 18. Household Population, 5 to 24 years old attending school | 15 |
| Table 19. Literacy of Household Population by age group and sex | 15 |
| Table 20. Overseas workers by highest grade/year completed | 15 |
| Table 21. Gainful workers 15 y.o. & over by group, age and sex | 16 |
| Table 22. Appreciative Inquiry Output | 18 |
| Table 23. LYDP on Health | 23 |
| Table 24. LYDP on Education | 24 |
| Table 25. LYDP on Economic Empowerment | 25 |
| Table 26. LYDP on Social Inclusion and Equity | 26 |
| Table 27. LYDP on Peace-building and Security | 27 |
| Table 28. LYDP on Governance | 28 |
| Table 29. LYDP on Active Citizenship | 29 |
| Table 30. LYDP on Environment | 30 |
| Table 31. LYDP on Global Mobility | 31 |
| Table 32. Annual Youth Development Action Plan of 2020 | 32 |

List of Figures

| | |
|---|----|
| Figure 1. Sex-Age Structure of Province of Davao del Norte | 6 |
| Figure 2. Trends on HIV Infection | 10 |
| Figure 3. HIV monthly cases by 1-year average | 11 |
| Figure 4. HIV % per Region | 11 |
| Figure 5. 5-year trend of Teenage pregnancy in Davao del Norte | 13 |
| Figure 6. Teenage Pregnancy in Davao del Norte | 13 |
| Figure 7. Percentage of suicidal deaths per age group, 1984-2017 | 14 |
| Figure 8. Classification of suicidal deaths based on educational status | 14 |
| Figure 9. Contributory factors, suicidal deaths in DavNor | 14 |

CHAPTER 1 – INTRODUCTION & RATIONALE

Republic Act 10742, otherwise known as the “SK Reform Act of 2015”, encourages the involvement of the youth in public and civic affairs through the establishment of effective, responsive and enabling mechanisms in institutionalizing youth participation in local governance.

Specifically, Section 8 (h) of Republic Act 10742 provides that the Sangguniang Kabataan shall partner with the Local Youth Development Council in planning and executing projects and programs of specific advocacies like good governance, climate change adaptation, disaster risk reduction and resiliency, youth employment and livelihood, health and anti – drug abuse, gender sensitivity, and sports development.

Finally, Section 24 (m) (2) of Republic Act 10742 provides that the Local Youth Development Council shall finalize the 3 – year Local Youth Development Plan, anchored in the PYDP and the local development plans of the LGU, which shall be initially drafted by the SK Pederasyon.

The Philippine Youth Development Plan (PYDP) shall refer to the comprehensive national plan expressing the convergence efforts of the different youth – serving agencies, civil society organizations, designed to promote the general welfare, development and empowerment of the youth, in preparation for their vital role in nation – building.

Further, the Local Youth Development Plan (LYDP) shall refer to the three – year strategic youth development plan formulated at the provincial, city or municipal initially drafted by the respective SK Pederasyon and finalized by the LYDC. This shall be submitted to the Local Chief Executive for inclusion in the Local Development Plan and subsequently endorsed to the Sanggunian of the local government unit concerned for approval.

To note, the Philippine Youth Development Plan (PYDP) and the nine (9) centers of meaningful Youth Participation serves as a framework for unified action among the youth and youth – serving groups, agencies and institutions to promote holistic youth participation in our society. It defines the duties, obligations and accountabilities of the national and local governments to address the economic, social, cultural, civil and political rights of the youth.

The PYDP has the following nine (9) centers of youth participation:

- | | |
|---|------------------------------|
| <i>1. Health</i> | <i>6. Governance</i> |
| <i>2. Education</i> | <i>7. Active Citizenship</i> |
| <i>3. Economic Empowerment</i> | <i>8. Environment</i> |
| <i>4. Social Inclusion & Equity</i> | <i>9. Global Mobility</i> |
| <i>5. Peace – Building & Security</i> | |

These centers have specific agenda statements to promote youth participation.

Furthermore, as to the nature of the LYDP, pursuant to Section 24 (m) (2) of RA 10742 IRR, the Plan shall give priority to programs, projects and activities that will promote and ensure the following:

- 1) meaningful youth participation in nation – building;*
- 2) sustainable youth development and empowerment;*
- 3) equitable access to quality education;*
- 4) environmental protection;*
- 5) climate change adaptation;*
- 6) disaster risk reduction and resiliency;*

- 7) *youth employment and livelihood;*
- 8) *health and anti – drug abuse;*
- 9) *gender sensitivity;*
- 10) *social protection; and*
- 11) *capability building and sports development*

As to the contents of the LYDP, the LYDP is a 3 – year strategic direction for youth development at the provincial, city and municipal levels. It shall be anchored on the PYDP and Local Development Plans.

The LYDP shall have the following elements in their plan, to wit:

1. Center of Participation – refers to the priority Centers of Participation. The LYDP may contain all centers, or they may choose Centers applicable to their local situation;
2. Agenda Statement – defines the LYDP’s outcome/major goal statement per center. This may be adapted from the PYDP Agenda Statement, or a statement that may be crafted by the SK Pederasyon and LYDC that addresses the local needs;
3. Youth Development Concerns – contains the issues/concerns of the youth in their respective locality/community, which need immediate action. These may be program, policy, or action gaps;
4. Objectives – provides the specific result aimed to be achieved to address the youth development concerns within three years as determined by the SK Pederasyon Presidents and approved by the LYDC;
5. Performance Indicators – is the measure used to assess the extent of success in achieving the objectives;
6. Targets – states the extent of set accomplishment of the programs/projects/activities such as the number of beneficiaries, amount of budget utilized, etc.
7. Programs/Projects/Activities – are the proposed youth development initiatives that are designed to respond to the youth development concerns as identified and approved by the youth; and
8. Priority Areas – refers to the location (barangays, areas) where implementation of the PPAs will be focused and prioritized.

Hence, this Provincial Local Youth Development Plan (PLYDP) for the Province of Davao del Norte was laid accordingly to ensure the upliftment of the welfare among the youth in the province.

CHAPTER 2 – EXISTING SITUATION

2.1 DEMOGRAPHY

2.1.1 Population

The 2015 Census of Population and Housing shows that the population of Davao del Norte rose to 1,016,332 with an annual growth rate of 1.38%. The increase indicates that over a period of 5 years there was an increase of 70,554 persons or 14,111 persons every year. (PSA 2016).

Going back to history, in 1960, the province only had a population of 160,059 persons which is only about one sixth of the total population of the province in the 2015 CPH. At that time, the rate of population growth was considered high at 4.88% that contributed to the rapid population growth of the province in the past. Although there is a slowing down in the growth rate from 1960, the population continues to grow in size (NSO 2013).

Table 1. Total Population by Census Year
Davao del Norte, 1960 to 2015

| Decennial Census | Total Population (in thousands) | Average Annual Growth Rate |
|------------------|------------------------------------|-------------------------------|
| 1960 | 160.1 | - |
| 1970 | 257.7 | 4.88 |
| 1980 | 405.7 | 4.64 |
| 1990 | 590.0 | 3.82 |
| 2000 | 743.8 | 2.34 |
| 2010 | 945.8 | 2.43 |
| 2015 | 1,016.3 | 1.38 |

Source: Philippine Statistics Authority

If population will continue to increase at the recent growth rate of 1.38%, by the year 2020, the population of the province is expected to reach 1,088,423 (Table 2-2). From 2015, it is estimated that some 28,836 persons will be added to the population every year until 2020. It is also expected that population size will double in 51 years. It is important for policy makers and planners to seriously consider an increase and doubling of the population since it will definitely mean more mouths to feed, more children to send to school, more jobs to create and more infrastructure and services to provide (Rosenberg 2009).

Table 2. Population Projection, 2016-2027
Province of Davao del Norte

| Year | Projected Population | Year | Projected Population |
|------|-------------------------|------|-------------------------|
| 2016 | 1,030,158 | 2022 | 1,118,837 |
| 2017 | 1,044,412 | 2023 | 1,134,376 |
| 2018 | 1,058,872 | 2024 | 1,150,141 |
| 2019 | 1,073,541 | 2025 | 1,166,135 |
| 2020 | 1,088,423 | 2026 | 1,182,361 |
| 2021 | 1,103,521 | 2027 | 1,198,824 |

Source: National Statistics Office: 2010 Census of Population and Housing

Using the 2010 Census data¹, the median age divides the population into two equal parts where the number of persons with ages above the median is the same as those with ages below the median (UN-DESA 2013). For Davao del Norte the median age is 23.3 years old

¹ 2010 Census data is used since 2015 Census data are still unavailable.

in 2010, which increased from 20.8 years old in 2000 (NSO 2013). This suggests that half of the population was younger than 23.3 years old.

2.1.2 Population Distribution

Being the seat of the provincial government and the center of business and trade, Tagum City had the biggest population size that made up 25.5% of the total provincial population as of the 2015 Census Report. This was followed by Panabo City with a population share of 18.2%, the municipality of Sto. Tomas with 11.7 %, the Island Garden City of Samal with 10.2%, the municipality of Carmen with 7.3% and the municipality of Kapalong with 7.5%. The municipalities of Asuncion, New Corella and Braulio E. Dujali contributed less than 7.0%, while the municipalities of San Isidro and Talaingod both had respective contributions of 2.6% and 2.7% share to the population (Table 2-3).

Table 3. Population, Annual Population Growth Rate, by City / Municipality, Davao del Norte 2007, 2010 & 2015

| City/Municipality | Population | | | Population (% Share) | | | APGR | |
|-------------------|------------|---------|-----------|----------------------|-------|-------|-----------|-----------|
| | 2007 | 2010 | 2015 | 2007 | 2010 | 2015 | 2007-2010 | 2010-2015 |
| District I | | | | | | | | |
| Asuncion | 50,731 | 55,844 | 59,322 | 6.0 | 5.9 | 5.8 | 3.55 | 1.16 |
| Kapalong | 61,763 | 68,261 | 76,334 | 7.3 | 7.2 | 7.5 | 2.15 | 2.15 |
| New Corella | 46,311 | 50,699 | 54,844 | 5.4 | 5.4 | 5.4 | 3.35 | 1.51 |
| San Isidro | 24,696 | 25,548 | 26,651 | 2.7 | 2.7 | 2.6 | 1.24 | 0.81 |
| Tagum City | 215,967 | 242,801 | 259,444 | 25.7 | 25.7 | 25.5 | 4.35 | 1.27 |
| Talaingod | 19,600 | 25,566 | 27,863 | 2.7 | 2.7 | 2.7 | 10.15 | 1.39 |
| District II | | | | | | | | |
| Braulio E. Dujali | 24,886 | 28,339 | 30,104 | 3.0 | 3.0 | 3.0 | 4.84 | 1.16 |
| Carmen | 61,656 | 69,199 | 74,679 | 7.3 | 7.3 | 7.3 | 4.29 | 1.46 |
| IGACOS | 90,291 | 95,874 | 104,123 | 10.7 | 10.7 | 10.2 | 2.21 | 1.58 |
| Panabo City | 154,329 | 174,364 | 184,599 | 18.2 | 18.4 | 18.2 | 4.54 | 1.09 |
| Sto. Tomas | 97,210 | 109,269 | 118,750 | 11.5 | 11.6 | 11.6 | 4.34 | 1.60 |
| DAVAO DEL NORTE | 847,440 | 945,764 | 1,016,332 | 100.0 | 100.0 | 100.0 | 4.07 | 1.38 |

Source: National Statistics Office

Computations by Provincial Planning and Development Office

2.1.3 Household Population, Number of Household and Household Size

A household is defined by the National Statistics Office (2010) as “a social unit consisting of a person or a group of persons who sleep in the same housing unit and have common arrangements in the preparation and consumption of food”. It is differentiated from the institutional population, which comprises the persons enumerated in institutions, namely, jails/prisons, military camps, convents/seminaries, mental hospitals, leprosaria and others (NSO 2013).

As of 2015, Davao del Norte had a total household population of 1,006,888 and a total institutional population of 9,444. The total number of households increased to 233,232 or 9.49% from 211,099 of households in 2010. However, the average household size in the province was 4.3, which decreased slightly by 0.1 from 4.44 (PSA 2015).

Table 4. Household Population, No.of Households and Household Size, by City / Municipality, Province of Davao CY 2015

| LGU | Household Population | Number of Household | Household Size |
|-----------------------------|----------------------|---------------------|----------------|
| Asuncion | 59,311 | 13,801 | 4.3 |
| Braulio E. Dujali | 23,615 | 5,404 | 4.4 |
| Carmen | 74,679 | 16,743 | 4.4 |
| Kapalong | 76,319 | 17,265 | 4.4 |
| New Corella | 54,713 | 12,403 | 4.4 |
| San Isidro | 26,636 | 6,460 | 4.1 |
| Sto. Tomas | 118,353 | 26,291 | 4.5 |
| Talaingod | 27,462 | 6,142 | 4.5 |
| Island Garden City of Samal | 104,083 | 26,245 | 4.0 |
| Panabo City | 184,123 | 42,489 | 4.3 |
| Tagum City | 257,594 | 59,989 | 4.3 |
| Davao del Norte | 1,006,888 | 233,232 | 4.3 |

Source: PSA Report on Census of Population and Housing: 2015

Table 5. Projected Household Population Province of Davao del Norte: CY 2015-2020

| LGU | Household Population | | | | | |
|-----------------|----------------------|-----------|-----------|-----------|-----------|-----------|
| | 2015 | 2016 | 2017 | 2018 | 2019 | 2020 |
| Asuncion | 59,311 | 59,997 | 60,691 | 61,392 | 62,102 | 62,820 |
| B.E. Dujali | 23,615 | 23,807 | 24,000 | 24,195 | 24,391 | 24,589 |
| Carmen | 74,679 | 75,771 | 76,880 | 78,004 | 79,145 | 80,303 |
| Kapalong | 76,319 | 77,963 | 79,643 | 81,359 | 83,112 | 84,902 |
| New Corella | 54,713 | 55,521 | 56,342 | 57,174 | 58,019 | 58,876 |
| San Isidro | 26,636 | 26,853 | 27,072 | 27,292 | 27,515 | 27,739 |
| Sto. Tomas | 118,353 | 120,227 | 122,130 | 124,064 | 126,028 | 128,024 |
| Talaingod | 27,462 | 27,844 | 28,232 | 28,625 | 29,024 | 29,428 |
| IGC Samal | 104,083 | 105,738 | 107,420 | 109,129 | 110,864 | 112,628 |
| Panabo | 184,123 | 186,128 | 188,155 | 190,204 | 192,275 | 194,368 |
| Tagum City | 257,594 | 260,796 | 264,038 | 267,320 | 270,642 | 274,006 |
| Davao del Norte | 1,006,888 | 1,020,646 | 1,034,602 | 1,048,758 | 1,063,117 | 1,077,684 |

Source: PSA Report on Census of Population and Housing: 2015

2.1.4 Age and Sex Structure

The most essential demographic characteristics that can be generated in a census of population are the age and sex structure of the population. It is because they are important attributes that have a strong impact on the role of an individual in a given society (Riyaza 2000, Petersen 2001).

a. Age Structure

The age structure of a population is the distribution of the population in different age groups. The following is the table that shows the sex-age population of Davao del Norte for 2015.

Table 6. Total Population by Age Group, Sex and City/Municipality
Province of Davao del Norte: 2015

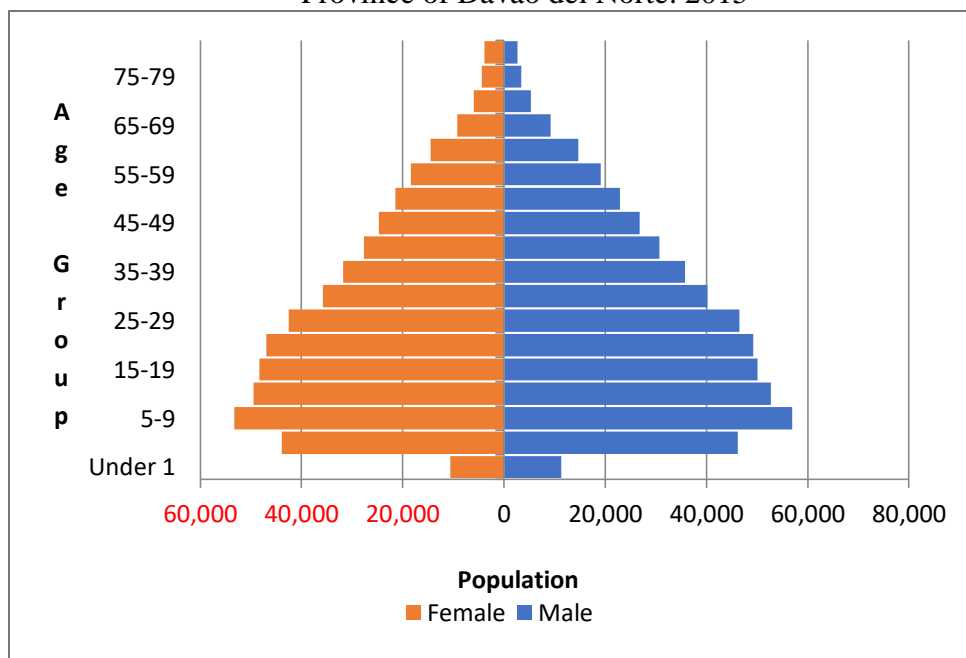
| Age Group | Both Sexes | Male | Female |
|-------------------|------------|---------|---------|
| All Ages | 1,016,332 | 523,719 | 492,613 |
| Under 1 | 21,905 | 11,351 | 10,554 |
| 1 – 4 | 90,001 | 46,149 | 43,852 |
| 5 – 9 | 110,248 | 56,967 | 53,281 |
| 10 – 14 | 102,265 | 52,772 | 49,493 |
| 15 – 19 | 98,334 | 50,037 | 48,297 |
| 20 – 24 | 96,210 | 49,298 | 46,912 |
| 25 – 29 | 89,050 | 46,489 | 42,561 |
| 30 – 34 | 75,943 | 40,137 | 35,806 |
| 35 – 39 | 67,486 | 35,751 | 31,735 |
| 40 – 44 | 58,320 | 30,689 | 27,631 |
| 45 – 49 | 51,558 | 26,815 | 24,743 |
| 50 – 54 | 44,358 | 22,857 | 21,501 |
| 55 – 59 | 37,433 | 19,073 | 18,360 |
| 60 – 64 | 29,122 | 14,654 | 14,468 |
| 65 – 69 | 18,491 | 9,234 | 9,257 |
| 70 – 74 | 11,281 | 5,312 | 5,969 |
| 75 – 79 | 7,779 | 3,447 | 4,332 |
| 80 years and over | 6,548 | 2,687 | 3,861 |

Source: Philippine Statistics Authority

Looking at the age structure of Davao del Norte, it can be gleaned that it has a very young population because about 61.49% of its household population is younger than age 30 (Madsen, Daumerie and Hardee 2010). Moreover, 23% of the total household population belongs to the 0-14 age group. Children in the 0-4 age group have the biggest proportion of the population with 11.01%, followed by those in the 5-9 age group with 10.85% and those in the 15-19 age group with 9.68%. The population distribution in these age groups suggests that fertility had started to decline. A youthful population structure is also referred as a progressive population typical of a less developed country like the Philippines. It is characterized by a very high birth rate, slowly decreasing death rate and slow rises in life expectancy. Thus, the population pyramid is really a pyramid as shown in Figure 1.

b. Sex-Age Structure

Figure 1. Sex-Age Structure
Province of Davao del Norte: 2015



Source: National Statistics Office: 2010 Census of Population and Housing

The positive implication for a youthful population is that Davao del Norte will have an abundant supply of workers in the future and it is a matter of harnessing these potential workers to enable them to be economically gainful. On the other hand, a young population requires high investment in basic education and health care which burden shall fall on the economically active population. In addition, a population explosion will likely occur when this youthful population reaches maturity and form their respective families (UN-DESA 2004).

2.2 YOUTH POPULATION TRENDS

Section 2 of RA 8044 or The Youth in Nation-Building Act of 1995 declares that, “*Youth* is the critical period in a person’s development from the onset of adolescence towards the peak of mature, self-reliant and responsible adulthood comprising the considerable sector of the population from the age of fifteen (15) to thirty (30) years.” In addition, Sec. 3(n) of the IRR of SK Reform Act of 2015 (RA 10742) particularly disaggregates the sector into three (3): 15-17 – child youth, 18-24 – core youth, 25-30 – adult youth.

Serving as a guide, the following data will be helpful in giving an idea of the real picture of DavNor Province youth.

Table 7. Population Enumerated in various censuses by City/Municipality

| City/Municipality | Census Year | | | | | | | | | |
|--------------------------------|----------------|---------------|---------------|---------------|---------------|----------------|---------------|---------------|---------------|---------------|
| | 1960 Feb 15 | 1970 May 6 | 1975 May 1 | 1980 May 1 | 1990 May 1 | 1995 Sept 1 | 2000 May 1 | 2007 Aug 1 | 2010 May 1 | 2015 Aug 1 |
| DAVAO DEL NORTE | 160,059 | 257,712 | 354,404 | 405,663 | 590,015 | 671,333 | 743,811 | 847,440 | 945,764 | 1,016,332 |
| ASUNCION (SAUG) | 23,653 | 36,033 | 66,102 | 42,915 | 54,954 | 57,072 | 60,383 | 50,731 | 55,844 | 59,322 |
| CARMEN | - | 20,385 | 23,163 | 30,719 | 49,507 | 56,260 | 55,144 | 61,656 | 69,199 | 74,679 |
| KAPALONG | 12,067 | 20,225 | 33,362 | 42,869 | 66,030 | 62,183 | 68,593 | 61,763 | 68,261 | 76,334 |
| NEW CORELLA | - | 18,745 | 26,809 | 24,926 | 36,138 | 41,615 | 44,590 | 46,311 | 50,699 | 54,844 |
| CITY OF PANABO | 42,509 | 42,920 | 53,015 | 71,098 | 110,390 | 130,585 | 133,950 | 154,329 | 174,364 | 184,599 |
| ISLAND GARDEN CITY OF SAMAL | 36,161 | 50,839 | 56,144 | 62,423 | 69,640 | 76,995 | 82,609 | 90,291 | 95,874 | 104,123 |
| SANTO TOMAS | 16,687 | 21,241 | 31,584 | 44,512 | 67,916 | 77,182 | 84,367 | 97,210 | 109,269 | 118,750 |
| CITY OF TAGUM (CAPITAL) | 28,982 | 47,324 | 64,225 | 86,201 | 135,440 | 156,588 | 179,531 | 215,967 | 242,801 | 259,444 |
| TALAINGOD | - | - | - | - | - | 12,853 | 16,594 | 19,600 | 25,566 | 27,482 |
| BRAULIO E. DUJALI | - | - | - | - | - | - | 18,050 | 24,886 | 28,339 | 30,104 |
| SAN ISIDRO | - | - | - | - | - | - | - | 24,696 | 25,548 | 26,651 |

Source: Philippine Statistics Authority, various census reports

Table 7 above illustrates the population in various census years until 2015. A total of 1,016,332 is recorded in the year 2015.

Table 8. Total Population by Single – Year Age and Sex

| Single-Year Age | Both Sexes | Male | Female |
|--------------------------|----------------|----------------|----------------|
| DAVAO DEL NORTE | | | |
| All ages | 1,016,332 | 523,719 | 492,613 |
| 15 - 30 years old | 299,982 | 154,494 | 145,488 |
| 15 | 20,896 | 10,746 | 10,150 |
| 16 | 19,137 | 9,774 | 9,363 |
| 17 | 19,750 | 10,040 | 9,710 |
| 18 | 19,575 | 9,864 | 9,711 |
| 19 | 18,976 | 9,613 | 9,363 |
| 20 | 19,148 | 9,866 | 9,282 |
| 21 | 19,159 | 9,849 | 9,310 |
| 22 | 19,358 | 9,871 | 9,487 |

| | | | |
|----|--------|-------|-------|
| 23 | 19,441 | 9,878 | 9,563 |
| 24 | 19,104 | 9,834 | 9,270 |
| 25 | 19,082 | 9,978 | 9,104 |
| 26 | 17,905 | 9,326 | 8,579 |
| 27 | 18,118 | 9,357 | 8,761 |
| 28 | 17,601 | 9,213 | 8,388 |
| 29 | 16,344 | 8,615 | 7,729 |
| 30 | 16,388 | 8,670 | 7,718 |

Source: Philippine Statistics Authority, 2015 Census of Population

Table 8 above illustrates the youth total population versus the total population of the province with sex disaggregated. Out of the total population, there are 299,982 youth ranges from 15-30 years old.

Table 9. Household Population by Single – Year Age and Sex

| Single-Year Age | Both Sexes | Male | Female |
|-------------------------|----------------|----------------|----------------|
| DAVAO DEL NORTE | | | |
| All ages | 1,006,888 | 515,169 | 491,719 |
| 15 - 30 yrs. old | 296,241 | 151,181 | 145,060 |
| 15 | 20,882 | 10,737 | 10,145 |
| 16 | 19,092 | 9,748 | 9,344 |
| 17 | 19,650 | 9,965 | 9,685 |
| 18 | 19,411 | 9,746 | 9,665 |
| 19 | 18,827 | 9,503 | 9,324 |
| 20 | 19,014 | 9,768 | 9,246 |
| 21 | 19,045 | 9,756 | 9,289 |
| 22 | 18,971 | 9,519 | 9,452 |
| 23 | 18,958 | 9,422 | 9,536 |
| 24 | 18,761 | 9,521 | 9,240 |
| 25 | 18,634 | 9,550 | 9,084 |
| 26 | 17,569 | 9,034 | 8,535 |
| 27 | 17,892 | 9,148 | 8,744 |
| 28 | 17,325 | 8,956 | 8,369 |
| 29 | 16,075 | 8,370 | 7,705 |
| 30 | 16,135 | 8,438 | 7,697 |

Source: Philippine Statistics Authority, 2015 Census of Population

Table 9 above also illustrates the youth total household population versus province total household population with sex disaggregated. A total of 296,241 youth household population was tallied.

Table 10. Total Population by Age Group, Sex

| Age Group | Both Sexes | Male | Female |
|--------------------------|----------------|----------------|----------------|
| DAVAO DEL NORTE | | | |
| All Ages | 1,016,332 | 523,719 | 492,613 |
| 15 - 30 years old | 298,783 | 153,852 | 144,931 |
| 15 – 19 | 98,334 | 50,037 | 48,297 |
| 20 – 24 | 96,210 | 49,298 | 46,912 |
| 25 – 29 | 89,050 | 46,489 | 42,561 |
| 30 – 34 | 75,943 | 40,137 | 35,806 |

Source: Philippine Statistics Authority, 2015 Census of Population

As shown above, Table 10 depicts youth total population of 298,783 by age group and sex versus the province total population by age group with sex disaggregated.

Table 11. Household Population by Age Group, Sex

| Age Group | Both Sexes | Male | Female |
|--------------------------|----------------|----------------|----------------|
| DAVAO DEL NORTE | | | |
| All Ages | 1,006,888 | 515,169 | 491,719 |
| 15 - 30 years old | 295,071 | 150,562 | 144,509 |
| 15 – 19 | 97,862 | 49,699 | 48,163 |
| 20 – 24 | 94,749 | 47,986 | 46,763 |
| 25 – 29 | 87,495 | 45,058 | 42,437 |
| 30 – 34 | 74,823 | 39,092 | 35,731 |

Source: Philippine Statistics Authority, 2015 Census of Population

Table 11 focuses on the youth total household population by age group versus province total population by age group with sex disaggregated. A total of 295,071 youth household population was recorded.

Table 12. Total Population 10 years Old & Over by Age Group, Marital Status, Sex

| Sex, Age Group, Davao del Norte | Total Population | Marital Status | | | | | |
|---------------------------------|------------------|----------------|---------------|------------|---------------------|--------------------|-----------|
| | | Single | Married | Widowed | Divorced/ Separated | Common-Law/Live-in | Unknown |
| Both Sexes | 794,178 | 333,172 | 332,988 | 33,452 | 10,631 | 83,852 | 83 |
| 15 - 30 years old | 401,047 | 292,752 | 59,414 | 454 | 1,688 | 46,711 | 29 |
| Below 20 | 200,599 | 193,199 | 1,736 | 12 | 58 | 5,588 | 6 |
| 20 - 24 | 96,210 | 62,129 | 14,606 | 108 | 438 | 18,923 | 6 |
| 25 - 29 | 89,050 | 34,118 | 34,188 | 232 | 949 | 19,548 | 15 |
| 30 - 34 | 75,943 | 16,531 | 44,422 | 508 | 1,213 | 13,259 | 10 |
| Male | 409,252 | 186,891 | 167,509 | 8,465 | 4,553 | 41,818 | 16 |
| 15 - 30 years old | 206,623 | 161,752 | 23,650 | 172 | 479 | 20,565 | 4 |
| Below 20 | 102,809 | 101,384 | 336 | 4 | 12 | 1,072 | 1 |
| 20 - 24 | 49,298 | 36,978 | 4,508 | 37 | 101 | 7,674 | - |
| 25 - 29 | 46,489 | 21,282 | 14,532 | 95 | 279 | 10,298 | 3 |
| 30 - 34 | 40,137 | 10,542 | 21,372 | 179 | 437 | 7,605 | 2 |
| Female | 384,926 | 146,281 | 165,479 | 24,987 | 6,078 | 42,034 | 67 |
| 15 - 30 years old | 194,424 | 131,000 | 35,764 | 282 | 1,208 | 26,128 | 25 |
| Below 20 | 97,790 | 91,815 | 1,400 | 8 | 46 | 4,516 | 5 |
| 20 - 24 | 46,912 | 25,151 | 10,098 | 71 | 337 | 11,249 | 6 |
| 25 - 29 | 42,561 | 12,836 | 19,656 | 137 | 670 | 9,250 | 12 |
| 30 - 34 | 35,806 | 5,989 | 23,050 | 329 | 776 | 5,654 | 8 |

Source: Philippine Statistics Authority, 2015 Census of Population

Table 12 sheds light on the total population 10 years old and over by age group (youth population) and their current marital status with sex disaggregated.

Table 13. Household Population 10 years Old & Over by Age Group, Marital Status, Sex

| Sex, Age Group, Davao del Norte | Household Population | Marital Status | | | | | |
|---------------------------------|----------------------|----------------|---------------|------------|---------------------|--------------------|-----------|
| | | Single | Married | Widowed | Divorced/ Separated | Common-Law/Live-in | Unknown |
| Both Sexes | 784,777 | 327,815 | 329,502 | 33,152 | 10,599 | 83,628 | 81 |
| 15 - 30 years old | 397,291 | | | | | | |
| Below 20 | 200,082 | 192,691 | 1,731 | 12 | 58 | 5,584 | 6 |
| 20 - 24 | 94,749 | 60,788 | 14,529 | 107 | 436 | 18,883 | 6 |
| 25 - 29 | 87,495 | 32,914 | 33,917 | 211 | 947 | 19,491 | 15 |
| 30 - 34 | 74,823 | 15,886 | 44,027 | 483 | 1,208 | 13,209 | 10 |
| Male | 400,725 | 182,055 | 164,277 | 8,230 | 4,526 | 41,622 | 15 |
| 15 - 30 years old | 203,308 | 158,911 | 19,521 | 145 | 475 | 20,473 | 4 |
| Below 20 | 102,446 | 101,026 | 333 | 4 | 12 | 1,070 | 1 |
| 20 - 24 | 47,986 | 35,751 | 4,456 | 36 | 99 | 7,644 | - |
| 25 - 29 | 45,058 | 20,147 | 14,310 | 74 | 277 | 10,247 | 3 |
| 30 - 34 | 39,092 | 9,933 | 21,009 | 156 | 433 | 7,559 | 2 |
| Female | 384,052 | 145,760 | 165,225 | 24,922 | 6,073 | 42,006 | 66 |
| 15 - 30 years old | 193,982 | 130,660 | 31,542 | 281 | 1,208 | 26,127 | 25 |
| Below 20 | 97,636 | 91,665 | 1,398 | 8 | 46 | 4,514 | 5 |
| 20 - 24 | 46,763 | 25,037 | 10,073 | 71 | 337 | 11,239 | 6 |
| 25 - 29 | 42,437 | 12,767 | 19,607 | 137 | 670 | 9,244 | 12 |
| 30 - 34 | 35,731 | 5,953 | 23,018 | 327 | 775 | 5,650 | 8 |

Source: Philippine Statistics Authority, 2015 Census of Population

Table 13 provides data on the youth total household population 10 years old and over by age group, their respective marital status over to the province's total household population with sex disaggregated.

Table 14. Total Population by Religious Affiliation and Sex

| Religious Affiliation | Both Sexes | Male | Female |
|--|------------------|----------------|----------------|
| DAVAO DEL NORTE | | | |
| Total | 1,016,332 | 523,719 | 492,613 |
| Roman Catholic, including Catholic Charismatic | 772,751 | 399,995 | 372,756 |

Source: Philippine Statistics Authority, 2015 Census of Population

Table 14 illustrates the highest religious affiliation of the youth over the province’s total population by religious affiliation, with sex disaggregated.

To note, said tables highlighted the youth (15 to 30 years old range) from a matrix involving all the age groups, based on the Census done by the rightful authority (NSO/PSA). The numbers were carefully computed and depicted in the tables provided.

2.3 YOUTH STATISTICS

As a major concern for the youth, presented below is the statistics concerning the youth with regards to health wherein there were three pressing issues and concerns, to wit:

- A general picture of HIV/AIDS trends from the national down to local (provincial) is shown in Figures 2-11.

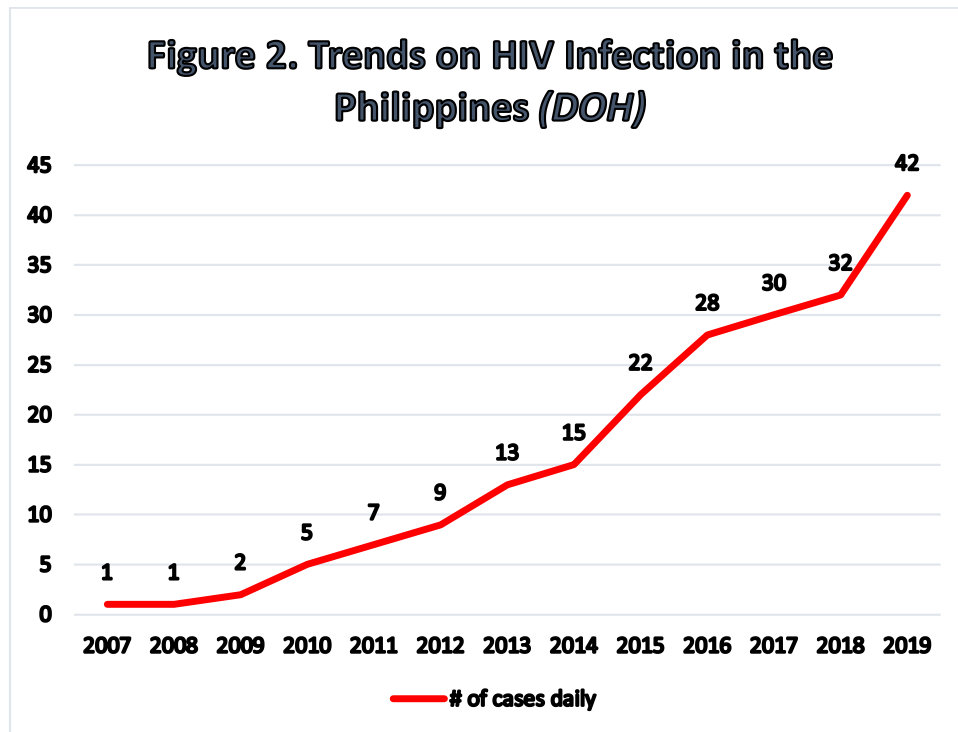
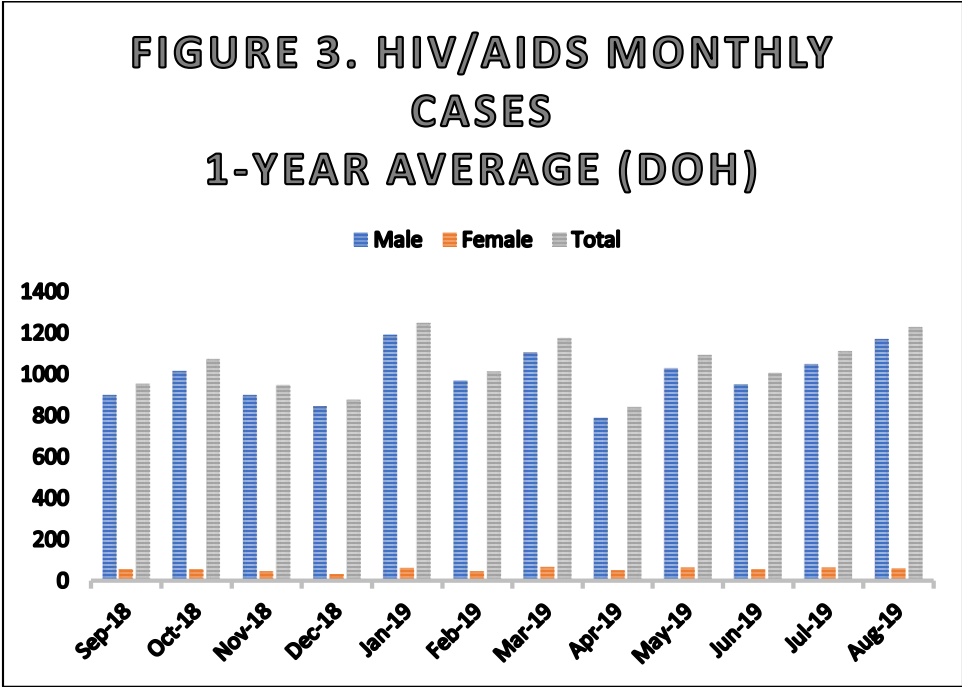


Figure 2 above gives an impression that through time, there was an increasing number of filipinos who were infected of the HIV/AIDS. According to HIV/AIDS & Art Registry of the Philippines (HARP), the first case of HIV infection in the Philippines was reported in 1984. Since then, there have been 63,278 confirmed HIV cases reported to the HARP. Ninety-four percent (59,271) of those diagnosed were male and six percent (3,996) were female. More than half (51%, 32,254) were from the 25-34 year age group while 17,935 (28%) were youth 15-24 years old. The median age of the diagnosis was 28 years old (age range: 1 month – 82 years). Seventy-four percent (46,802) of the total diagnosed cases in the Philippines were reported from January 2014 to January 2019. Compared to 1 HIV daily cases in 2008, as of January 2019 there has been 42 HIV cases daily.



In September 2018 to August 2019, there were 12,559 newly confirmed HIV-positive individuals reported to the HIV/AIDS & ART Registry of the Philippines (HARP) as depicted in Figure 3. Ninety-five percent (11,911) of the newly diagnosed were male. Almost a third (32.1%, 4,031) were from the National Capital Region (NCR). But it's alarming to see Region XI that ranked 6th in newly diagnosed cases with more than five percent average in 12-month period (641) shown in Figure 4.

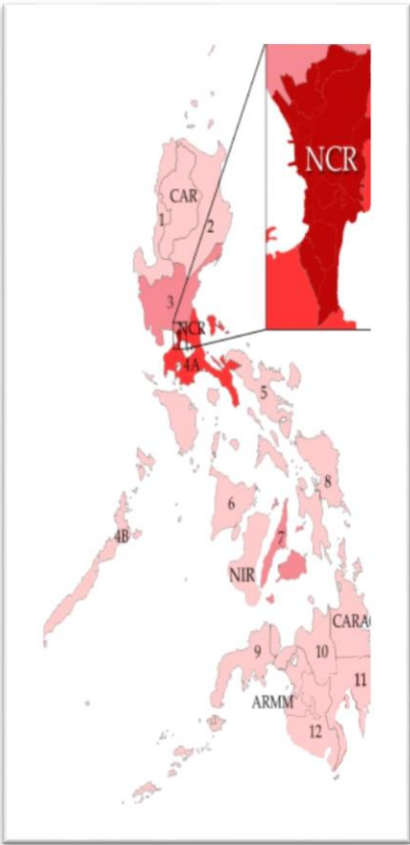
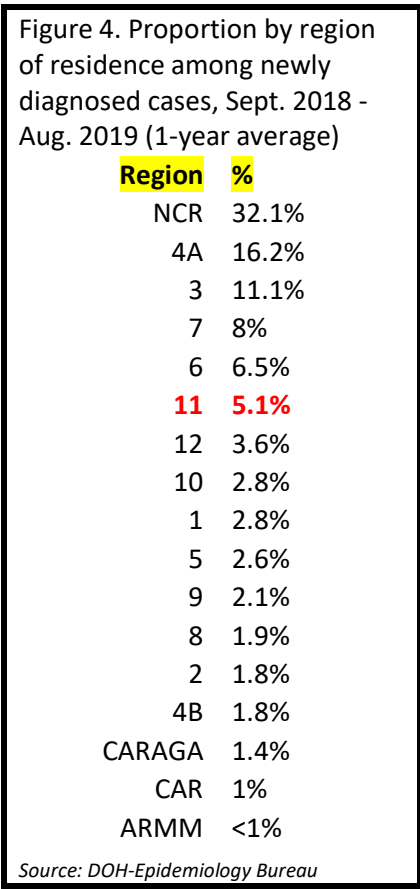


Table 15. HIV/AIDS Cases in Region XI (Davao Region) 1984-Feb. 2017

| Province | February 2017 | | Jan-Feb 2017 | | 1984-Feb. 2017 | |
|------------------------|---------------|--------------|--------------|--------------|----------------|--------------|
| | AIDS | Asymptomatic | AIDS | Asymptomatic | AIDS | Asymptomatic |
| Davao de Oro (ComVal) | 0 | 0 | 2 | 2 | 10 | 61 |
| Davao del Norte | 0 | 7 | 0 | 11 | 18 | 215 |
| Davao del Sur | 5 | 38 | 11 | 73 | 247 | 1836 |
| Davao Oriental | 0 | 2 | 0 | 3 | 8 | 52 |
| Total | 5 | 45 | 13 | 86 | 275 | 2112 |

Source: DOH - Epidemiology Bureau

Table 15 gives a closer look on cases duly recorded in Davao Region, of which Davao del Norte tallied a total of 233 HIV cases from 1984 to February 2017. Also, Table 16 below depicts the HIV/AIDS cases particularly in Davao del Norte, by sex & age from the same period of year duration. Ninety-one percent (213) of those cases were male, and more than fifty percent (130) cases were recorded from the age group of 25-34 years old.

Table 16. HIV/AIDS cases in Davao del Norte, by sex and age (1984-Feb. 2017)

| Sex | February 2017 | Jan-Feb 2017 | 1984-Feb. 2017 |
|------------|---------------|--------------|----------------|
| Male | 7 | 10 | 213 |
| Female | 0 | 1 | 20 |
| Total | 7 | 11 | 233 |
| Age Group | February 2017 | Jan-Feb 2017 | 1984-Feb. 2017 |
| <15 | 0 | 0 | 1 |
| 15-24 | 2 | 4 | 79 |
| 25-34 | 4 | 4 | 130 |
| 35-49 | 1 | 3 | 20 |
| 50 & older | 0 | 0 | 3 |
| Total | 7 | 11 | 233 |

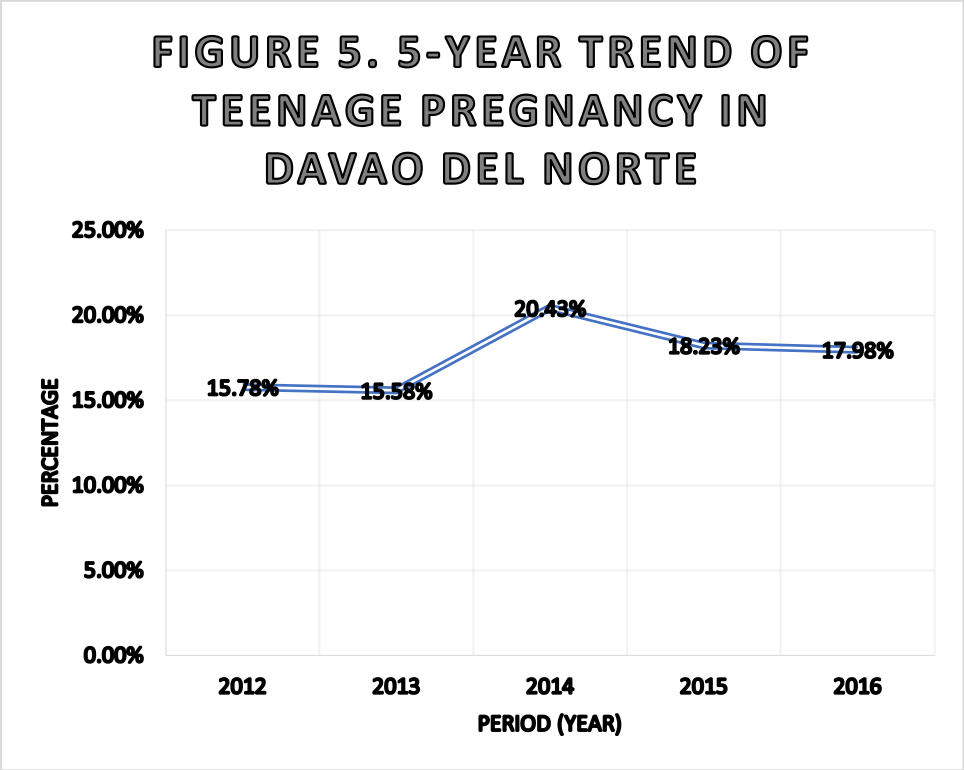
Source: DOH - Epidemiology Bureau

As shown below (Table 17), Tagum City recorded the highest with 99 cases from 1984 until February 2017. Panabo City and Sto. Tomas followed with 38 and 26 cases respectively.

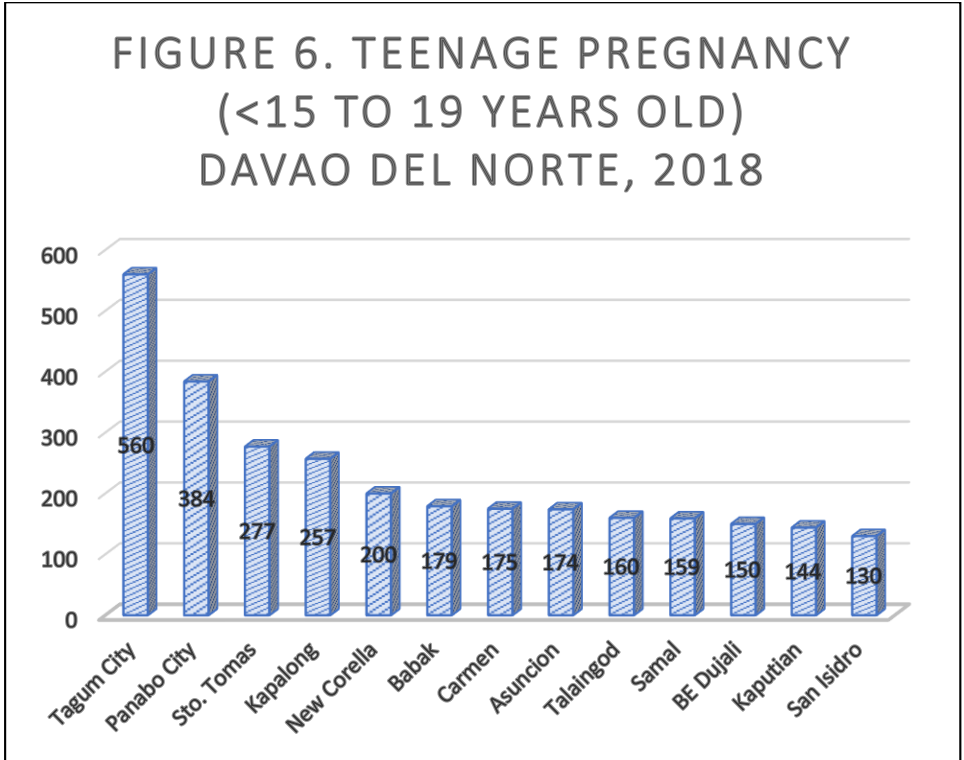
Table 17. HIV/AIDS cases in Davao del Norte, per LGU (1984-Feb. 2017)

| LGU | February 2017 | | Jan-Feb 2017 | | 1984-Feb. 2017 | |
|-------------|---------------|--------------|--------------|--------------|----------------|--------------|
| | AIDS | Asymptomatic | AIDS | Asymptomatic | AIDS | Asymptomatic |
| Asuncion | 0 | 1 | 0 | 1 | 0 | 10 |
| BE Dujali | 0 | 0 | 0 | 0 | 0 | 1 |
| Carmen | 0 | 1 | 0 | 2 | 1 | 12 |
| Kapalong | 0 | 0 | 0 | 0 | 0 | 8 |
| New Corella | 0 | 0 | 0 | 0 | 0 | 3 |
| Panabo City | 0 | 0 | 0 | 2 | 6 | 38 |
| Samal | 0 | 1 | 0 | 1 | 3 | 16 |
| Sto. Tomas | 0 | 0 | 0 | 0 | 1 | 26 |
| Tagum City | 0 | 4 | 0 | 5 | 7 | 99 |
| Unknown | 0 | 0 | 0 | 0 | 0 | 2 |
| Total | 0 | 7 | 0 | 11 | 18 | 213 |

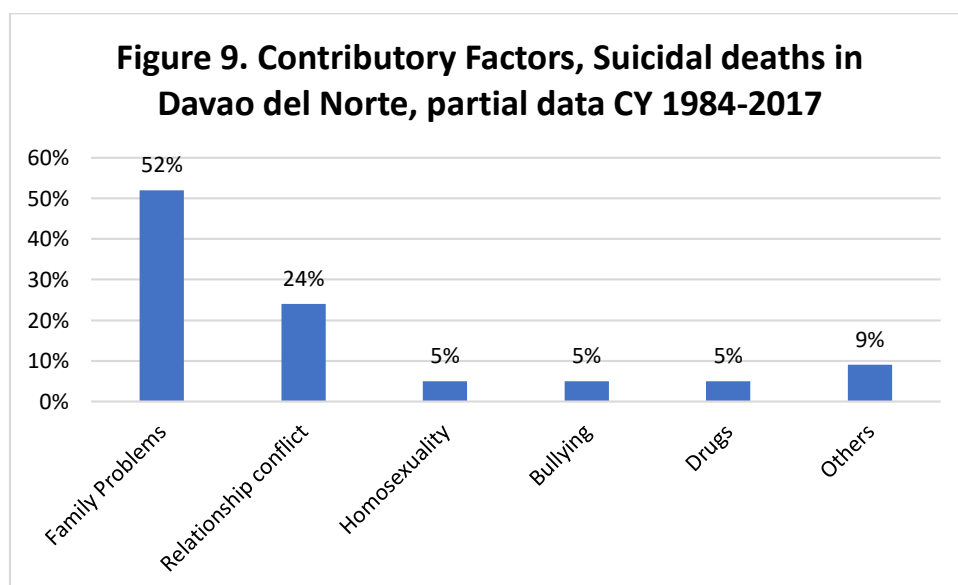
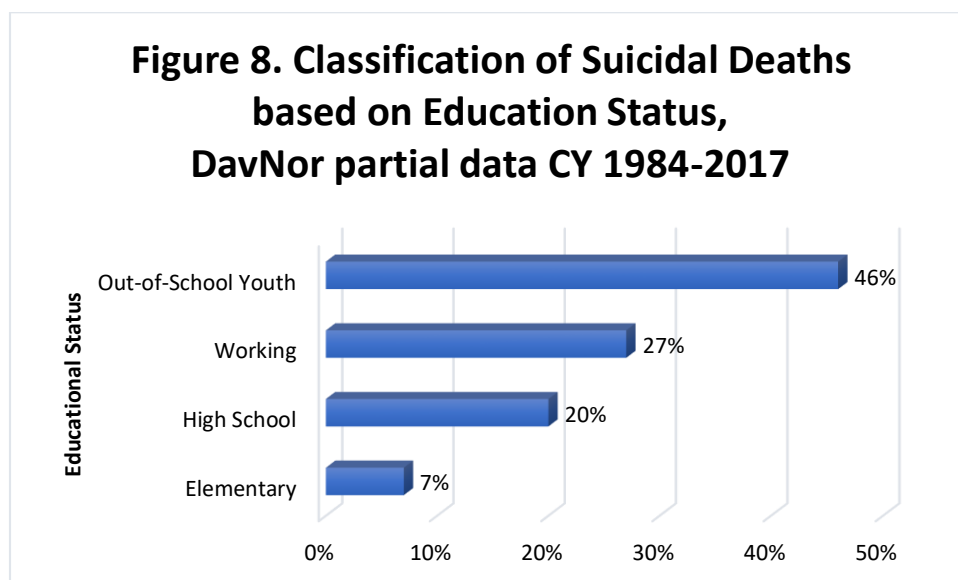
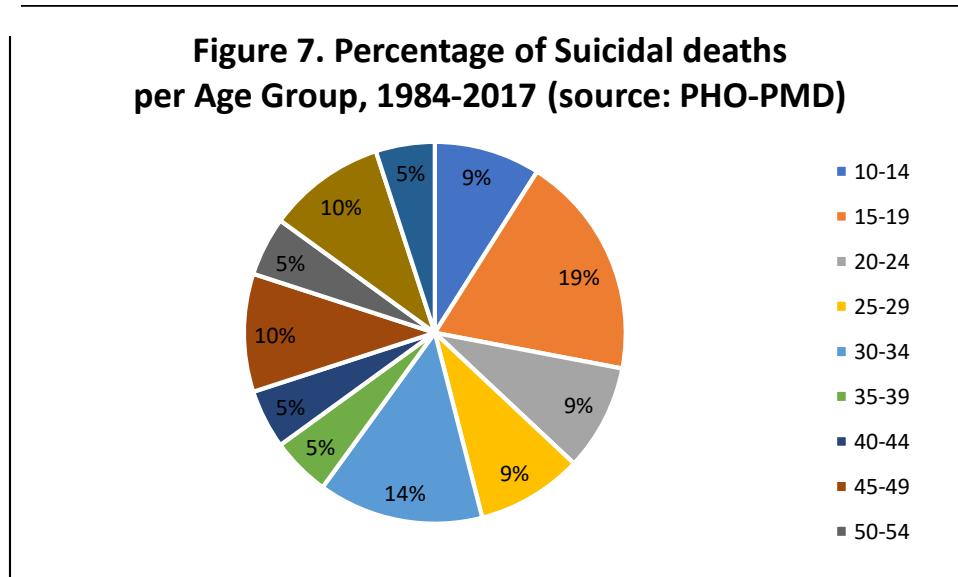
Source: DOH - Epidemiology Bureau



A line graph (Figure 5) above showcases a 5-year trend on Teenage Pregnancy in Davao del Norte province, highlighting on an average 17.6% increase. The highest (20.43%) percentage happened on 2014. Figure 6, on the other hand, shows that Tagum City recorded the highest teenage pregnancy of 560 cases (20.18%) followed by Panabo City and Sto. Tomas.



In terms of Suicide, a very alarming data is recorded from 1984-2017, with 19% of the cases among 15-19 years old, 14% of which also falls among 30-34 years old (Figure 7). Based on data shown in Figure 8, OSY tallied the biggest percentage on suicidal deaths, and most of the reasons are family problems and relationships conflicts with 76% combined data (Figure 9).



Education – focused, Tables 18 & 19 give an idea how youth put value on Education and sought education as driver towards success. Table 18 talks about the Household Population of youth who were currently attending school. Table 19 brought about the Literacy of the House Population.

Table 18. Household Population 5 to 24 Years Old Who Were Currently Attending School by Age Group, Sex: 2015

| Age Group | Household Population 5 to 24 Years Old | | | Household Population 5 to 24 Years Old Who Were Currently Attending School | | |
|--------------------------|--|----------------|----------------|--|----------------|----------------|
| | Both Sexes | Male | Female | Both Sexes | Male | Female |
| DAVAO DEL NORTE | | | | | | |
| Total | 405,060 | 207,387 | 197,673 | 277,761 | 141,665 | 136,096 |
| 15 - 30 years old | 405,060 | 207,387 | 197,673 | 277,761 | 141,665 | 136,096 |
| 15 - 19 | 97,862 | 49,699 | 48,163 | 60,847 | 30,084 | 30,763 |
| 20 - 24 | 94,749 | 47,986 | 46,763 | 13,014 | 6,762 | 6,252 |

Source: Philippine Statistics Authority, 2015 Census of Population

Table 19. Literacy of the Household population 10 years old and over by age group, sex: 2015

| Age Group | Household Population 10 y.o. & over | | | Literate | | |
|--------------------------|-------------------------------------|----------------|----------------|----------------|----------------|----------------|
| | Both Sexes | Male | Female | Both Sexes | Male | Female |
| DAVAO DEL NORTE | | | | | | |
| Total | 784,777 | 400,725 | 384,052 | 770,826 | 393,304 | 377,522 |
| 15 - 30 years old | 295,071 | 150,561 | 144,509 | 291,251 | 148,425 | 142,826 |
| 15 - 19 | 97,862 | 49,699 | 48,163 | 96,828 | 49,116 | 47,712 |
| 20 - 24 | 94,749 | 47,986 | 46,763 | 93,568 | 47,306 | 46,262 |
| 25 - 29 | 87,495 | 45,058 | 42,437 | 86,151 | 44,327 | 41,824 |
| 30 - 34 | 74,823 | 39,092 | 35,731 | 73,520 | 38,380 | 35,140 |

Source: Philippine Statistics Authority, 2015 Census of Population

Economic empowerment as a driver towards success, Tables 20 and 21 illustrate a comprehensive briefer of the youth profile and the employment they are into. Table 20 dealt with the Overseas Workers 15 years old and Over in terms of highest grade/year completed while Table 21 focused on the Gainful Workers 15 years old and over by Major Occupation Group, Age Group and Sex within the Province.

Table 20. Overseas Workers 15 years Old and Over by Highest Grade/Year Completed, Sex, and Age Group: 2015

| Highest Grade/Year Completed and Sex | Total OFW | Age Group | | | | |
|--------------------------------------|--------------|-----------|---------|---------|---------|--------------|
| | | Below 20 | 20 - 24 | 25 - 29 | 30 - 34 | Youth |
| DAVAO DEL NORTE | | | | | | |
| Both Sexes | 14,358 | 172 | 1,225 | 3,275 | 657 | 5,329 |
| 15 - 30 years old | 5,329 | | | | | |
| High School | 5,131 | 105 | 436 | 1,217 | 238 | 1,996 |
| Undergraduate | 852 | 17 | 63 | 190 | 36 | 306 |
| Graduate | 4,279 | 88 | 373 | 1,027 | 201 | 1,689 |
| Post-Secondary | 1,120 | 3 | 134 | 354 | 53 | 544 |
| Undergraduate | 47 | 1 | 4 | 14 | 2 | 21 |
| Graduate | 1,073 | 2 | 130 | 340 | 50 | 522 |
| College Undergraduate | 2,475 | 43 | 211 | 537 | 124 | 915 |
| Academic Degree Holder | 5,031 | 5 | 406 | 1,109 | 227 | 1,747 |
| Post Baccalaureate | 17 | - | - | 1 | - | 2 |
| Male | 5,423 | 72 | 490 | 981 | 217 | 5,423 |
| 15 - 30 years old | 5,423 | | | | | |
| High School | 1,257 | 39 | 117 | 251 | 51 | 458 |
| Undergraduate | 198 | 8 | 22 | 41 | 6 | 77 |
| Graduate | 1,059 | 31 | 95 | 210 | 45 | 381 |
| Post-Secondary | 398 | 2 | 40 | 106 | 22 | 170 |

| | | | | | | |
|--------------------------|--------------|-----|-----|-------|-----|--------------|
| Undergraduate | 12 | 1 | - | 3 | 1 | 5 |
| Graduate | 386 | 1 | 40 | 103 | 21 | 165 |
| College Undergraduate | 752 | 19 | 73 | 137 | 29 | 258 |
| Academic Degree Holder | 2,810 | 4 | 248 | 473 | 111 | 836 |
| Post Baccalaureate | 7 | - | - | - | - | - |
| Female | 8,935 | 100 | 735 | 2,294 | 440 | 3,569 |
| 15 - 30 years old | 3,569 | | | | | |
| High School | 3,874 | 66 | 319 | 966 | 186 | 1,537 |
| Undergraduate | 654 | 9 | 41 | 149 | 31 | 230 |
| Graduate | 3,220 | 57 | 278 | 817 | 156 | 1,308 |
| Post-Secondary | 722 | 1 | 94 | 248 | 31 | 374 |
| Undergraduate | 35 | - | 4 | 11 | 2 | 17 |
| Graduate | 687 | 1 | 90 | 237 | 20 | 357 |
| College Undergraduate | 1,723 | 24 | 138 | 400 | 94 | 656 |
| Academic Degree Holder | 2,221 | 1 | 158 | 636 | 116 | 911 |
| Post Baccalaureate | 10 | - | - | 1 | - | 1 |

Source: Philippine Statistics Authority, 2015 Census of Population

Table 21. Gainful Workers 15 years old and over by Major Occupation Group, Age Group and Sex within the Province

| Sex, Major Occupation Group, and City/Municipality | Total Gainful Workers 15 Years Old and Over | Age Group | | | | |
|--|---|---------------|---------------|---------------|---------------|------------------|
| | | 15-19 | 20-24 | 25-29 | 30-34 | Identified Youth |
| DAVAO DEL NORTE | | | | | | |
| Both Sexes | 383,779 | 18,216 | 50,906 | 57,900 | 10,316 | 137,338 |
| 15 - 30 years old | 137,338 | | | | | |
| Managers | 23,636 | 204 | 1,161 | 2,192 | 572 | 4,129 |
| Professionals | 18,269 | 53 | 2,455 | 3,776 | 595 | 6,879 |
| Technicians and Associate Professionals | 13,336 | 265 | 1,802 | 2,225 | 389 | 4,681 |
| Clerical Support Workers | 17,902 | 343 | 4,227 | 4,139 | 579 | 9,288 |
| Service and Sales Workers | 52,137 | 3,737 | 10,840 | 9,242 | 1,358 | 25,177 |
| Skilled Agricultural Forestry and Fishery Workers | 63,832 | 1,279 | 3,576 | 4,972 | 1,133 | 10,960 |
| Craft and Related Trades Workers | 26,388 | 884 | 3,181 | 3,844 | 724 | 8,633 |
| Plant and Machine Operators and Assemblers | 36,835 | 646 | 3,122 | 5,222 | 1,201 | 10,191 |
| Elementary Occupations | 129,619 | 10,371 | 20,406 | 21,998 | 3,752 | 56,527 |
| Armed Forces Occupations | 1,306 | 3 | 119 | 273 | 38 | 433 |
| Not Reported | 519 | 431 | 17 | 17 | 2 | 467 |
| Male | 271,072 | 11,841 | 34,151 | 40,664 | 7,403 | 94,059 |
| 15 - 30 years old | 94,059 | | | | | |
| Managers | 9,589 | 69 | 457 | 877 | 234 | 1,637 |
| Professionals | 6,066 | 24 | 784 | 1,296 | 207 | 2,311 |
| Technicians and Associate Professionals | 7,924 | 149 | 1,064 | 1,385 | 238 | 2,836 |
| Clerical Support Workers | 7,829 | 139 | 1,611 | 1,837 | 269 | 3,856 |
| Service and Sales Workers | 26,116 | 1,477 | 5,067 | 4,917 | 771 | 12,232 |
| Skilled Agricultural Forestry and Fishery Workers | 57,119 | 1,150 | 3,346 | 4,692 | 1,063 | 10,251 |
| Craft and Related Trades Workers | 23,994 | 807 | 2,933 | 3,557 | 675 | 7,972 |
| Plant and Machine Operators and Assemblers | 36,111 | 605 | 3,008 | 5,105 | 1,182 | 9,900 |
| Elementary Occupations | 94,766 | 7,186 | 15,757 | 16,722 | 2,727 | 42,392 |
| Armed Forces Occupations | 1,274 | 3 | 112 | 265 | 37 | 417 |
| Other Occupation Not Elsewhere Classified | | | | | | |
| Not Reported | 284 | 232 | 12 | 11 | 1 | 256 |
| Female | 112,707 | 6,375 | 16,755 | 17,236 | 2,914 | 43,280 |
| 15 - 30 years old | 43,280 | | | | | |
| Managers | 14,047 | 135 | 704 | 1,315 | 339 | 2,493 |
| Professionals | 12,203 | 29 | 1,671 | 2,480 | 388 | 4,568 |
| Technicians and Associate Professionals | 5,412 | 116 | 738 | 840 | 151 | 1,845 |
| Clerical Support Workers | 10,073 | 204 | 2,616 | 2,302 | 311 | 5,433 |
| Service and Sales Workers | 26,021 | 2,260 | 5,773 | 4,325 | 587 | 12,945 |
| Skilled Agricultural Forestry and Fishery Workers | 6,713 | 129 | 230 | 280 | 70 | 709 |
| Craft and Related Trades Workers | 2,394 | 77 | 248 | 287 | 49 | 661 |
| Plant and Machine Operators and Assemblers | 724 | 41 | 114 | 117 | 19 | 291 |
| Elementary Occupations | 34,853 | 3,185 | 4,649 | 5,276 | 998 | 14,108 |
| Armed Forces Occupations | 32 | - | 7 | 8 | 1 | 16 |
| Other Occupation Not Elsewhere Classified | | | | | | |
| Not Reported | 235 | 199 | 5 | 6 | 1 | 211 |

In terms of Governance, the reformation of Sangguniang Kabataan is considered an overarching mechanism for youth participation in society, this was made possible by virtue of Republic Act 10742, or otherwise known as SK Reform Act of 2015.

Youth casted their votes during the recent concluded election proved the youth huge role towards Active Citizenship.

The IP youth within DavNor Province had been actively participating in various activities and concerted efforts to ensure that their welfare will be uplifted at all cost at all times. In addition to that the LGBTQ community ensured that their presence was felt in the activities, these moves proved that the province ensure that Social Inclusion and Equity had been strongly observed, pursuing the performance mantra of the Honorable Governor --- One DavNor, One Team, true to its word, no one left behind.

Peace – building and security – wise. Youth for Peace Movement (YFPM) spearheaded various activities involving the youth towards peace efforts in the province. Data had to be consolidated soon. In the efforts towards reducing crime, the Peacekeepers together with the rest of the force multiplier (including barangay functionaries) tried their very best to ensure genuine peace and order to prevail within the Province specifically on Drugs. Provincial Anti – Drug Advisory Council (PADAC) had been institutionalized to ensure that a body will oversee the smooth flow of operations and procedures in these noble efforts through Monitoring and Evaluation. Data had been collated yet for the purpose of confidentiality such data was not divulged.

To end, as to Global Mobility, the Province through the Provincial Sports and Youth Development Office, with the Youth Development Division as a lead, took an extra effort of helping the youth who engaged and embraced into exchange program through its in house Financial Assistance in Cross – Border Exchanges.

It is a fact that there were several data gaps identified, hence the Provincial Sports and Youth Development Office, true to its mandate has its ardent desire to institutionalize a Provincial Youth Assessment Study (PYAS) as patterned to the National Youth Annual Situationer (NYAS).

2.4 YOUTH ISSUES & CONCERNS

Seeing the fragility of the youth, their welfare is one of the province’s topmost priority. Various endeavor were undertaken to ensure the upliftment of the youth’s welfare, citing the Strategic Planning of the Provincial Local Youth Development Council (October 10 – 12, 2018), 2019 SK – LYDO – LYDC Youth Development Plan Assessment & Strategic Planning (March 8 – 10, 2019) the following issues and concerns popped out, using Appreciative Inquiry as clearly stipulated in Table 22:

DAVNOR PROVINCIAL LOCAL YOUTH DEVELOPMENT COUNCIL

TABLE 22. STRATEGIC PLANNING & WORKSHOP OUTPUT USING APPRECIATIVE INQUIRY

9 CENTERS OF PARTICIPATION

1. HEALTH

| | | | | | | | | | | | | | | | | | | |
|---|-----------------------------|---|---------------------------|---------------------------------|--|--|-------------------------------------|-----------------------------------|---|--|----------------------------|-----------------------------|------------------------------|---|--|--|--|--|
| Discovery (The best of What is) | Drug Advocacy | Livelihood Training for OSY | Islamic Values Formation | Leadership & Health Education | CFC Medical Mission | One-to-one Sessions | HIV/AIDS Awareness | 100% Free Advocacy Virgin & Proud | 100% Free Advocacy 0% Alcohol, Smoke-free, Zero Drugs Workshops | Hermal Medicine practices for IP Youth | Health Awareness Campaigns | Youth on Health Caravan | Leadership Summit for Health | Teen Tambayan Centers - LGUs & Barangay level | Reproductive Health & Youth Awareness | Pysical Fitness Programs | Health Summit / Festival of Health Services | Sports Development |
| | Religious Gatherings | Breaking the Silence - Mental Health Awareness Workshop | | | | | | | | | | | | | | | | |
| Dream (Opportunities for the Future) | Teen Tambayan in all brgys. | Promotion of the use of Herbal Meds (to be implemented in all LGUs) | Smoking Cessation Council | Teenage Pregnancy Support Group | Mental Awareness Support Group / Council | Teen Tambayan Centers (Radio Channel - FM); TV Channel / FB Page | Intensive Information Dissemination | Marketing of the activities | Agricultural Garden Contest in every LGU | Promotion of Alternative Medicine, using of natural herbs to cure diseases | Health Caravan Campaign | Task Force on Mental Health | Health Festival | Sports Clinic per Chapter | Conduct of 100% Free Advocacy Workshops in all school levels | Promotion on Health Education from Brgys. to provinces | Utilization of social media for health awareness (Did you know? Posts) | Original Jingle for DavNor Youth Health with Music Video |

2. EDUCATION

| | | | | | | | | | | | | | | | | | | |
|---|---|--------------------|--------------------------------|--|---|---|---|----------------------|--|---------------------------|------------------------------------|-----------------------------------|--|------------------------|---|---------------|---|----------------------|
| DISCOVERY (THE BEST OF WHAT IS) | CORNERSTONE | ANCOP SCHOLARS | SCHOLARSHIP PROGRAMS | PEACE EDUCATION | A+ ADVOCACY; PEER TUTORIAL, CHILD SCHOLARSHIP PROGRAM | SCHOLARSHIP & INDISENT BOTH MUSLIM & IPs | PAG - INDO PROGRAM FOR IP YOUTH | SCHOLARSHIP IP YOUTH | EDUCATIONAL SKILLS | READING CARAVAN | CULTURAL MUSICAL EDUCATION PROGRAM | ALTERNATIVE LEARNING SYSTEM (ALS) | E2E (EDUCATION TO EMPLOYMENT) | IP SCHOOL IN TALAINGOD | NCIP EAP - EDUCATIONAL ASSISTANCE PROGRAM | DNLI PROGRAMS | CULTURAL MINORITY ELIGIBILITY (SUB PROF & PROF) | STUDY NOW, PAY LATER |
| DREAM (OPPORTUNITIES FOR THE FUTURE) | SCHOOL SUPPLIES FOR YOUTHS LIVING IN REMOTE AREAS | PROVINCIAL LIBRARY | MINI LIBRARY IN EVERY BARANGAY | AFFORDABLE DORM/ IN - HOUSE STUDENTS FOR COLLEGE | LEARNING HUB | PROVIDE SERVICES IN ENHANCING BOTH ENGLISH & ARABIC EDUCATION | SCHOLARSHIP PROGRAMS FOR YOUTHS IN ISOLATED AREAS | ACCESS TO PROQUEST | SCHOOL FOR LIVING TRADITION FOR IP YOUTH | FREE SCHOLARSHIP IP YOUTH | IP DICTIONARY | LIBRENG SAKAYAN FOR STUDENTS | GIVE A BOOK PROJECT - OUTREACH PROGRAM | CAREER GUIDANCE | SCHOLARSHIP PROGRAM FOR MEDICINE, LAW | | | |

3. ECONOMIC EMPOWERMENT

| | | | | | | | | | | | | | | | | | | |
|---|--------------------------|--|----------------------------------|--|---------------------------------------|--------------------|--------------------------------------|-----------------|--------------------|---|---|-------------------------|-----------------|------------------------------------|--|---|--|--|
| DISCOVERY (THE BEST OF WHAT IS) | SOCIAL ENTREPRENEURS HIP | GOV'T. INTERNSHIP PROGRAM | AGRICULTURAL LIVELIHOOD PROGRAMS | LOCAL INNOVATION | SPECIAL JOB FAIR WITH TELETECH (CEBU) | ANGAT BUHAY | ADVOCACY FOR PEACE & GOOD GOVERNANCE | NEGOSYO CENTER | GO NEGOSYO | BUB FOR IP YOUTH | SUSTAINABLE LIVELIHOOD PROGRAM FOR IP YOUTH | CASH FOR WORK | | | | | | |
| DREAM (OPPORTUNITIES FOR THE FUTURE) | YOUTH COOPERATIVE | INCOME - GENERATING PROGRAMS FOR YOUTHS (ESP. WHO ARE STRUGGLING FINANCIALLY WHILE STUDYING) | IP YOUTH COOPERATIVE | TO MAKE TANGIBLE PROJECTS FEASIBLE FOR YOUTH | AGRI - PRENEURSHIP | FINANCIAL LITERACY | FINANCING SUPPORT/ RESOURCES | BUSINESS BUREAU | SK EMPLOYMENT DESK | ORGANIC FARMING WILL BE ADOPTED BY ALL FARMERS. | FINANCIAL MANAGEMENT CONSULTATION | SMALL BUSINESS TRAINING | INFO. TECH FAIR | TRADITIONAL WINE ENTREPRENEURS HIP | TRAINING FOR SMALL BUSINESS FOR LIVELIHOOD | FREE JOB APPLICATION ASSISTANCE FOR YOUTH | | |

| 4. ENVIRONMENT | | | | | | | | | | | | | | | | |
|--------------------------------------|---|---|---|---|--|--|---|--|--|--|---|---------------------------|--|-----------------|-------------------------------|--|
| DISCOVERY (THE BEST OF WHAT IS) | OCEAN RESET | ADOPT A TREE PROGRAM FOR IP YOUTH | G - PROJECT: COASTAL CLEAN UP | G - PROJECT: MANGROVE PLANTING | G - PROJECT: TREE PLANTING | SOIL BAGGING | RA 9003 ADAPTATION THRU MRFs | INVESTMENTS FOR RENEWABLE ENERGY | EARTH HOUR | G - PROJECT: OPERATION BAKLAS | ZERO USE OF PLASTICS | ORGANIC FARMING | PROMOTE ENVIRONMENT ADVOCACY | | | |
| DREAM (OPPORTUNITIES FOR THE FUTURE) | ORGANIZATION - BASED DRR/CCA | YOUTH FARM | RAISING ANIMAL RIGHTS AND SUSTAINABLE WILDLIFE FOR BALANCED ECOLOGY | G2E GARBAGE TO ENERGY PROJECT | PLANT - AND - GROW - A - TREE0 | AGRI - DRONE | NO SINGLE - USE PLASTIC IN ALL BRGYS. | 3R (REDUCE, REUSE, RECYCLE) | RECYCLED PLASTICS TO BY - PRODUCTS | BARANGAY GARDENING | AGRI ORGANIC PLANT | DDS (DALA DALA SAKO) | YOUTH DISASTER RESPONSE TEAM | | | |
| 5. GOVERNANCE | | | | | | | | | | | | | | | | |
| DISCOVERY (THE BEST OF WHAT IS) | SK OPERATIONS - SKMT | LINGGONG KABATAAN | PEACE SYMPOSIUMS | LEADERSHIP TRAINING/ WORKSHOP | PYAC, LYDC & LYDO | IP YOUTH NON - PARTISANT | YOUTH CONGRESS | MISSION VOLUNTEER TRAININGS | SUMMER HOUSE TRAINING (SHOUT) | ORGANIZE TRAINING & SEMINARS FOR LEADERSHIP & GOVERNANCE | GLOBAL LEADERS SUMMIT | NATIONAL YOUTH PARLIAMENT | TRAINING & SEMINAR ON RA8371 OR IPRA LAW | IP YOUTH SUMMIT | YOUTH LEADERSHIP SUMMIT (YLS) | |
| DREAM (OPPORTUNITIES FOR THE FUTURE) | MANDATED FUND FOR IP YOUTH PROGRAM & ACTIVITIES | OBSERVANCE OF INTERNATIONAL YOUTH DAY ON A PROVINCIAL LEVEL | MUSLIM YOUTH LEADERSHIP SUMMIT | SOCIAL INNOVATING YOUTH EMPOWERMENT | TRAINING FOR STRATEGIC PLANNING - SK OFFICIALS | MUSLIM YOUTH TRAINING FOR GOOD GOVERNANCE TOWARD PEACE AND UNITY | CONTINUOUS EDUCATION FOR YOUTH LEADERS | LEADERSHIP TRAINING ON BALANCING PRIORITIES & KEEPING GOOD POSTURE | LEGISLATIVE SEAT | | | | | | | |
| 6. ACTIVE CITIZENSHIP | | | | | | | | | | | | | | | | |
| DISCOVERY (THE BEST OF WHAT IS) | YO&YSO s IN SCHOOLS/ COMMUNITY/ RELIGION | KAIMUNAN NG GIMA - ISUAN SANG DAVAO DEL NORTE ORG. | YOUTH CAMPS | CONFERENCES -- PROVINCIAL, REGIONAL, NATIONAL & INTERNATIONAL | YOUTH FESTIVAL | DINEHEY | YOUTH ORGANIZATION | RECRUITING MORE MUSLIM YOUTH | CLP | BRIGADA ESKWELA VOLUNTEERS | BEYOND BORDERS/ CROSS CULTURE | | | | | |
| DREAM (OPPORTUNITIES FOR THE FUTURE) | YOUTH ONLINE PROFILING SYSTEM | CORPORATE CLP | STRATEGIC CLP | MISSION PARTNER | MISSION AREA | GATEWAY EVANGELIZATION | LOCALIZING DINEHEY: SUSTAINING UNITY & PEACE IN MINDANAO THROUGH CULTURE & ARTS | YOUTH LOYALTY CARD | TO MAKE VOLUNTARISM FOR THE FUTURE OF MUSLIM YOUTH | ENDORSING THE ORGANIZATION TO YOUTH | TO STRENGTHENING THE IP YOUTH ORGANIZATION BY ENCOURAGING THROUGH SOCIAL ACTIVITIES | | | | | |
| 7. SOCIAL INCLUSION & EQUITY | | | | | | | | | | | | | | | | |
| DISCOVERY (THE BEST OF WHAT IS) | PRIDE MONTH | COURAGE | GENDER & DEVELOPMENT (GAD) MOVEMENT | SPECIAL EDUCATION | ACTIVE IP & MUSLIM YOUTH ORGANIZATIONS | IPRA LAW | SECTORAL SPORTS | STRENGTHENING ISLAMIC VALUES | PARALYMPICS | ECUMENICAL SERVICE | | | | | | |
| DREAM (OPPORTUNITIES FOR THE FUTURE) | SOLO PARENTS BENEFITS | ASSERTING THE RIGHTS OF IP YOUTH ORG. THROUGH THE IPRA LAW & BANGSAMORO BASIC LAW | LEGISLATE ON THE ENHANCEMENT OF SPECIAL EDUCATION IN THE COUNTRY BENCHMARKING THE IDEA OR OTHER LEGISLATED LAWS | SOCIAL ACCEPTANCE | | | | | | | | | | | | |

| 8. GLOBAL MOBILITY | | | | | | | | | | | | | | | | |
|---|--|--|--|--|---|------------------------------|--------------------------------------|---|---|---|----------------------------|-----------------------------------|--|--|--|--|
| DISCOVERY (THE BEST OF WHAT IS) | JA Ex | INTERNATIONAL MISSION | INTERNATIONAL CONFERENCE S | SSEAYP | SDGs | YSEALI | CROSS CULTURE | GENESYS | TRAINING & SEMINAR FOR THE VITAL ROLE IN THE NATION BUILDING FOR MUSLIM YOUTH | INTER-CULTURAL EXCHANGE PROGRAMS | GREAT ADVENTURE TOUR | NATIONAL IP YOUTH CULTURAL SUMMIT | | | | |
| DREAM (OPPORTUNITIES FOR THE FUTURE) | YOUTH EXCHANGE PROGRAMS | MEDIA INTEGRATION ON DELIVERING YOUTH PROGRAMS | INTERNATIONAL YOUTH LINKAGES | TO MAKE PARTNERSHIP HAND - IN - HAND WITH THE GOVERNMENT BOTH NATIONAL & LOCAL | COLLABORATION BETWEEN THE GOVERNMENT & SCHOOLS FOR INTERSHIP PROGRAMS | GIVING CELLULAR SITES SIGNAL | | | | | | | | | | |
| 9. PEACE & SECURITY | | | | | | | | | | | | | | | | |
| DISCOVERY (THE BEST OF WHAT IS) | PEACE CONSCIOUSNESS MONTH | YOUTH LEADERSHIP SUMMIT | PEACE SYMPOSIUMS | VIGILANT FOR ANY EVENTUALITY | TERRORISM AWARENESS | BAHAY PAG - ASA (CICL) | BARKADA KONTRA - DROGA CAMPAIGN | CONDUCT SEMINAR FOR IP YOUTH | ACCESSIBILITY OF DRUG TEST | CURFEW | WOMEN - IN - CRISIS CENTER | | | | | |
| DREAM (OPPORTUNITIES FOR THE FUTURE) | CONDUCT PEACE SYMPOSIUMS IN SCHOOLS ESPECIALLY IN ARMED - CONFLICT SCHOOLS AND COMMUNITY | MANDATORY DRUG SYMPOSIUM (YEARLY) IN SCHOOLS | CONDUCT TERRORISM & DRUG AWARENESS SYMPOSIUM | LOWER THE AGE OF CRIMINAL RESPONSIBILITY | PEACE - AT - HOME MOVEMENT | MORAL RECOVERY PROGRAM | IP YOUTH PEACE SYMPOSIUM IN ALL LGUs | INTENSIFY AWARENESS/ ORIENTATION ON ALL YOUTHS AGAINST TERRORISM RECRUITMENT MOVEMENT | PEACE CAMPS | CONDUCT A PROVINCIAL YOUTH LEADERSHIP SUMMIT INVITING LEADERS FROM DIFF. CITIES, MUNICIPALITIES, ETC. | | | | | | |

CHAPTER 3 – YOUTH DEVELOPMENT PLAN

LYDP is a 3 – year strategic direction for youth development at the provincial, city and municipal levels. It shall be anchored on the PYDP and Local Development Plans.

Hence, DavNor Provincial Local Youth Development Plan embodied the PYDP and uplift the welfare of its youth populace.

3.1 LGU DEVELOPMENT FRAMEWORK

With regards to the local development thrust and policies, every endeavor geared towards attaining the Vision/Mission of DavNor Province, at the same time, achieving every aspects of the way the KUYA GOB development agenda towards the upliftment of the welfare of the youth for youth involvement plays a vital role in nation - building.

- K**nowledge management, education and sports;
- U**niversal health and social services;
- Y**ield growth agriculture and sustainable environment;
- A**dequate infrastructure facilities;
- G**reater livelihood and income opportunities;
- O**perational peace and development framework; and
- B**road-based economic growth and investments

Remarkably, the Local Youth Development Plan of Davao del Norte strategically aligns its PPAs with the above-mentioned development agenda dubbed as **KUYA GOB**.

3.2 GOALS/OBJECTIVES/STRATEGIES

The LYDP geared towards embracing the nine (9) centers or areas of youth participation, to wit:

- 1.) Health
 - Strengthen youth participation in responsible sexual and responsible health; and
 - Address and mitigate youth participation in sexual risk – taking behavior.
- 2.) Education
 - Increase and improve youth participation in education.
- 3.) Economic Empowerment
 - Promote youth participation in entrepreneurial activities.
- 4.) Social Inclusion & Equity
 - Promote the participation of indigenous people youth in society;
 - Promote the prosocial participation of youth with specific needs: abused, neglected, and exploited as well as street youth; and
 - Strengthen equal and equitable participation across genders (to address LGBTQ+ concerns).
- 5.) Peace – Building & Security
 - Strengthen youth participation in promoting peace and order;
 - Optimize youth participation in the peace process, and ensure the access of youth in conflict – affected areas to education & economic opportunities; and
 - Promote the prosocial participation of youth offenders, delinquent youth, and youth in conflict with the law.

- 6.) Governance
Promote youth participation in government and bureaucracy.
- 7.) Active Citizenship
Strengthen enabling mechanisms for youth organization and participation: accreditation, awareness and assistance;
Engage the youth in the preservation, safeguarding, development, and promotion of Philippine Culture and arts; and
Inculcate volunteerism through the academe and community engagement and develop the traits of social awareness and responsibility among the youth.
Promote the participation of indigenous people youth in society;
- 8.) Environment; and
Strengthen youth participation in environmental activities: environmental protection, biodiversity conservation, climate change mitigation & adaptation smart cities, disaster risk reduction and management; and
Promote environment – friendly practices among the youth.
- 9.) Global Mobility.
With education: Promote youth participation in cross – border exchanges; &
With economic empowerment: Support youth participation in cross Strengthen youth participation in environmental activities.

These centers have specific agenda statements to promote youth participation.

3.3 IMPLEMENTATION PLAN

LYDP 2020-2022 strategically aligns its contents to the PYDP 2017-2022 and identifies the youth development concerns in the provincial level and its corresponding goals or objectives on addressing them. More specifically, it portrays the particular indicators in measuring the level of success in implementing the identified PPAs with its respective targets and proposed budget.

In compliance to DILG MC no. 2019-151 entitled “*Guidelines on Local Youth Development Planning, Comprehensive Barangay Youth Development Planning, and Annual Barangay Youth Investment Programming of the National Youth Commission,*” the Provincial Government of Davao del Norte uses the template or format for the LYDP. The said plan will be the basis of implementing any youth development programs, projects and activities stipulated specifically in each center of participation, as shown in Tables 16-24. Table 25 summarizes the Annual Youth Development Action Plan for 2020.

Table 23 | Local Youth Development Plan

Region: **XI**

Province: **DAVAO DEL NORTE**

LOCAL YOUTH DEVELOPMENT PLAN (LYDP) 2020-2022

CENTER OF PARTICIPATION:
Agenda Statement:

HEALTH

For the Youth to participate in multi - sensitive, multi - sectoral, and inclusive programs, projects, activities and services on health and health financial risk protection - with serious consideration of nutrition, reproductive health and psychosocial concerns - that promote the youth's health and well - being as well as address their sexual and non - sexual risk - taking behaviors. Essential to the attainment of the vision of providing a better quality of life to the Davaonon people is the delivery of Optimum Health & Social Services. To be pursued is a market - oriented policy on public health services delivery. The ultimate objective is to make public health operations as the private health providers raising the quality of public services.

| Youth Development Concerns | Objectives | Performance Indicator | Target | | | PPAs | Priority Areas | Annual Budget |
|---|---|---|-------------|-------------|-------------|--|--|---------------|
| | | | 2020 | 2021 | 2022 | | | |
| Increasing number of youth with sexual, reproductive & mental health issues and concerns (i.e., addictions, depression) | Increase level of awareness among the youth on sexual and reproductive health | no. of youth attended and tested during awareness campaigns | 500 youth | 750 youth | 1,000 youth | HIV Symposiums (Awareness Month) Free HIV Testing | Secondary schools in San Isidro, Talaingod & New Corella | 75,000.00 |
| | | no. of youth attended during awareness campaigns | 1,500 youth | 1,750 youth | 2,000 youth | Reproductive Health Symposiums | Secondary schools in Tagum City, Panabo City & Island Garden City of Samal | 75,000.00 |
| | Intensify advocacy on healthy living, good nutrition, health and wellness among the youth | no. of youth involved in sports and other health & wellness activities | 2,500 youth | 2,750 youth | 3,000 youth | Sportsfests, Summer Sports Camp, Vegetable Appreciation (poster, slogan, booth), Walk for a Cause, IP Games | All municipalities of Davao del Norte province | 500,000.00 |
| | Intensify counselling & other mental health services | no. of youth assessed & facilitated in teen tambayan center & other facilities. | 500 youth | 600 youth | 750 youth | Establishment of Teen Tambayan Center within the provincial capitol, Free Counseling for the youth | Tagum City, Davao del Norte | 800,000.00 |
| | To deepen their knowledge in valuing oneself in combating different kinds of addiction | no. of youth involved in the activity | 500 youth | 600 youth | 800 youth | 100 % free advocacy (Free to live, Free to love and Free to be) through acoustic jam, and other clean fun activity | Secondary Schools in Tagum City | 75,000.00 |

Table 24 | Local Youth Development Plan

Region: **XI**

Province: **DAVAO DEL NORTE**

LOCAL YOUTH DEVELOPMENT PLAN (LYDP) 2020-2022

CENTER OF PARTICIPATION:
Agenda Statement:

EDUCATION

For the Youth to participate in accessible, developmental, quality, and relevant formal, non - formal and informal lifelong learning and training that prepares graduates to be globally competitive but responsive to national needs and to prepare them for the workplace and the emergence of new media and other technologies. Education is the most important thing done together as a community to build the foundation of a better future. Necessary mechanism are in place so that no child will be left behind.

| Youth Development Concerns | Objectives | Performance Indicator | Target | | | PPAs | Priority Areas | Annual Budget |
|---|--|---|----------------|----------------|-----------------|---|---|---------------|
| | | | 2020 | 2021 | 2022 | | | |
| Limited educational opportunities among the youth for quality education | Increase educational opportunities for quality education | no. of scholars facilitated | 250 scholars | 350 scholars | 500 scholars | Scholarship & incentive programs, Public-private partnerships | Municipalities of Talaingod, San Isidro, BE Dujali & Kapalong (Brgy. Gupitan) | 150,000.00 |
| | | no. of educational caravan conducted | 7 caravans | 9 caravans | 11 caravans | Oplan TABANG, Educational Caravan | identified <i>G/DAs</i> in Davao del Norte | 250,000.00 |
| | | no. of schools provided with learning materials | 15 schools | 20 schools | 25 schools | Oplan TABANG, PPPs | select schools within <i>G/DAs</i> in Davao del Norte | 75,000.00 |
| | | no. of youth participated in the activity | 50 researchers | 75 researchers | 100 researchers | Provincial Research Congress | Secondary Schools province-wide | 250,000.00 |
| High number of Out-of-school youth in the province | Decrease number of OSY in the province | % decrease of OSY among the youth | 5% decrease | 7% decrease | 9% decrease | Alternative Learning System (ALS), TechVoc Trainings, ALS-lympics | All LGUs province-wide | 450,000.00 |
| Low awareness of culture & values among the IP youth sector | Preserve culture & values among the IP sector | Formulation of IP dictionary | 1 book | 1 book | 1 book | Formulation of IP Dictionary, Research & Development | IP communities in the province | 150,000.00 |

Table 25 | Local Youth Development Plan

Region: **XI**

Province: **DAVAO DEL NORTE**

LOCAL YOUTH DEVELOPMENT PLAN (LYDP) 2020-2022

CENTER OF PARTICIPATION:
Agenda Statement:

ECONOMIC EMPOWERMENT

For the Youth to participate in the economy, as empowered employees and/or entrepreneurs who are productively engaged in gainful and decent work and or businesses, and protected from work - related vulnerabilities such as discrimination, underemployment, undue contractualization, occupational hazards, and child labor. The heart of the Provincial Economy lies in the productivity of its human resource. A gainfully employed & productive citizenry drive socio - economic growth & progress. Strengthening of Livelihood programs is a major concern to make it at par with the best practices in the country.

| Youth Development Concerns | Objectives | Performance Indicator | Target | | | PPAs | Priority Areas | Annual Budget |
|--|---|--|-----------------------------|-------------------------|-------------------------|--|--|---------------|
| | | | 2020 | 2021 | 2022 | | | |
| Lack of awareness on financial management | Promote financial management among the youth sector | no. of youth participated in financial management seminars and forum | 500 psrticipants (baseline) | 5% increase (525) | 10% increase (575) | Financial Literacy workshops, seminars & forum | Cities of Tagum, Panabo & Samal Island | 75,000.00 |
| Limited access to business & other entrepreneurial opportunities | Improve access to IGP and other entrepreneurial opportunities among the youth | no. of youth involved in entrepreneurial activities | 250 youth entrepreneurs | 275 youth entrepreneurs | 300 youth entrepreneurs | Skills trainings, business forums & youth cooperative initiatives, Livelihood Trainings for PWDs | All municipalities of Davao del Norte province | 300,000.00 |
| | | no. of organizations accredited by the DOLE and Sangguniang Panlalawigan | 5 orgs | 7 orgs | 9 orgs | YOs Accreditation Program | province-wide | 35,000.00 |
| Limited job opportunitites | Provide youth an avenue for job opportunities | No. of youth assisted for job opportunities | 250 youth | 300 youth | 350 youth | Job Fairs, GIPs, Public-Private Partnership (PPP Initiatives) | Cities of Tagum, Panabo & Samal Island | 150,000.00 |

Table 26 | Local Youth Development Plan

Region: **XI**

Province: **DAVAO DEL NORTE**

LOCAL YOUTH DEVELOPMENT PLAN (LYDP) 2020-2022

CENTER OF PARTICIPATION:
Agenda Statement:

SOCIAL INCLUSION & EQUITY

For the Youth to Participate in a peaceful and just society that affords them with equal and equitable opportunity, social security and protection in all aspects of development regardless of their gender, disability, specific needs, political beliefs, ethnicity, religion, and socio - cultural - economic status. Social Inclusion & Equity are fundamental principles of social justice. The goal of social inclusion is to ensure that individuals, groups & communities participate fully in meaningful ways in society.

| Youth Development Concerns | Objectives | Performance Indicator | Target | | | PPAs | Priority Areas | Annual Budget |
|---|--|---|----------------------|-----------------------|-----------------------|--|--|---------------|
| | | | 2020 | 2021 | 2022 | | | |
| Muslim & IP youth minimal involvement in economy and society | Improve the economic and social condition of Muslim & IP youth | no. of Muslim & IP Youth in economic activities | 50 Muslim & IP Youth | 100 Muslim & IP Youth | 200 Muslim & IP Youth | Muslim & IP Financial Literary Forum, IP Youth Cooperative, Muslim Entrepreneurship Forum | Municipalities of Talaingod, San Isidro & Kapalong | 100,000.00 |
| | Increase Muslim & IP youth participation in all community activities | no. of Muslim & IP youth involved in community activities | 100 youth | 150 youth | 200 youth | Muslim Gatherings, IP Youth Festivals, Muslim & IP mandatory representation (reserved slots) on all activities, IPRA Law Forum | Municipalities of Talaingod, San Isidro & Kapalong | 200,000.00 |
| Lack of awareness among the youth in terms of heritage & cultures within the province | Promote awareness and understanding of heritage and culture among the youth | no. of youth involved in cultural immersion | 50 youth | 75 youth | 100 youth | Community Engagement, Adopt-a-community Program | Talaingod, Davao del Norte | 50,000.00 |
| Minimal participation and opportunities among youth with special needs and disabilities to different programs | Provide avenues among the youth with special needs and disabilities for self-development | no. of involved youth with special needs and disabilities | 150 youth | 200 youth | 250 youth | Policy on mandatory representation among PWDs in all programs & projects; Self-enhancement seminar | PWDs within the province | 150,000.00 |
| Lack of gender sensitivity & awareness | Increase awareness on GAD and different SOGIEs | no. of youth participated in various seminars & forums | 150 youth | 200 youth | 250 youth | Pride Month, GAD seminars | Cities of Tagum, Panabo & Samal Island | 150,000.00 |

Table 27 | Local Youth Development Plan

Region: **XI**

Province: **DAVAO DEL NORTE**

LOCAL YOUTH DEVELOPMENT PLAN (LYDP) 2020-2022

CENTER OF PARTICIPATION:
Agenda Statement:

PEACE BUILDING & SECURITY

For the Youth to participate in promoting human security, including participation in peacebuilding and conflict prevention and management initiatives, and public order and safety efforts, as well as in safeguarding national integrity and sovereignty to contribute to national peace and unity. The province recognizes the positive role young people play in preventing & resolving conflict, countering violent extremism & building peace.

| Youth Development Concerns | Objectives | Performance Indicator | Target | | | PPAs | Priority Areas | Annual Budget |
|--|---|---|-----------|-----------|-----------|--|---|---------------|
| | | | 2020 | 2021 | 2022 | | | |
| Youth involvement in violent extremism and drug abuses | Intensify IEC, advocacies against violent extremisms and drugs | 7 information education campaign conducted per year in secondary & tertiary level schools, 80% of the Muslim Youth & IP Sector participated | 7 IECs | 9 IECs | 11 IECs | Information Education Campaigns, anti-drug symposiums, barkada-kontra droga campaign, curfew implementation, MRP initiatives, Representation of youth to PPOC | All secondary schools and select communities with armed conflict and <i>GIDAS</i> | 100,000.00 |
| | Promote youth involvement on peace activities and community outreach programs | no. of youth involved in peace-building advocacies and campaigns | 500 youth | 600 youth | 700 youth | Peace camps (Peace consciousness month, community outreach programs, CICL programs (Bahay Pag-asa), Luntiang Paraiso, provincial leadership summit, ethics and moral education, Trainings on Violence Against Women and Girls (VAWG) | identified <i>GIDAS</i> in the province | 500,000.00 |

Table 28 | Local Youth Development Plan

Region: **XI**

Province: **DAVAO DEL NORTE**

LOCAL YOUTH DEVELOPMENT PLAN (LYDP) 2020-2022

CENTER OF PARTICIPATION:
Agenda Statement:

GOVERNANCE

For the Youth to participate in governance through their involvement in local and national politics, and the government bureaucracy through programs, project activities by and for the youth. Good Governance must be the hallmark of all the LGUs to confidently overcome any challenge of growth. A quality that is characterized by the LGUs capacity to maximize limited resources, to efficiently & effectively deliver social services & to put up mechanisms that ensures accountability. Davao del Norte is committed to continue best practices & install crucial reforms that value the principles of performance, transparency, accountability & inclusivity.

| Youth Development Concerns | Objectives | Performance Indicator | Target | | | PPAs | Priority Areas | Annual Budget |
|---|--|--|---------------------|---------------------|---------------------|---|--|---------------|
| | | | 2020 | 2021 | 2022 | | | |
| Passive involvement of youth in terms of governance | Organize youth and capacitate youth leaders and members | no. of SK officials & other youth leaders trained and capacitated | 2500 youth | 2750 youth | 3000 youth | Youth Leadership summit, trainings & seminars, Summer House Training (SHOUT), Youth Congress, BSP Advancement Trainings, Provincial Youth Parliament and Seminar-Workshop on Parliamentary Rules and Procedures and Technical Writing (Resolutions, Ordinances and Correspondences) Passion Pass-it-on activities. Retreats/Recollection for the Leaders in the Schools | All SK officials & select youth leaders in the province, Secondary & tertiary schools in DepEd DavNor division | 600,000.00 |
| | Increase number of youth organization and youth-serving organization actively participating in policy-making and execution of PPAs | no. of YOs/YSOs locally registered and participated in policy-making & execution of PPAs | 15 orgs | 20 orgs | 25 orgs | LYDC Orientation, school-based IECs, Accomplished Youth Organizations Award (AYOS Award), SSC seat in LYDC | Provincial youth organizations & youth-serving organization | 250,000.00 |
| | Intensify active participation of youth in governance | no. of youth participated | 20 junior officials | 25 junior officials | 30 junior officials | Linggo ng Kabataan - DavNor Junior Official | All secondary schools in Davao del Norte | 75,000.00 |

Table 29 | Local Youth Development Plan

Region: **XI**

Province: **DAVAO DEL NORTE**

LOCAL YOUTH DEVELOPMENT PLAN (LYDP) 2020-2022

CENTER OF PARTICIPATION:
Agenda Statement:

ACTIVE CITIZENSHIP

For the Youth to participate in community development and nation building through meaningful, active, sustainable, productive, and patriotic engagement in civil society, social mobilization, volunteerism (indicating social awareness and socio - civic mindedness), and values formation (such as having concern for others and being socially responsible) so as to improve the plight of the youth. By definition, Active Citizenship means people getting involved in their local communities & democracy at all levels, from towns to cities to nationwide activity. Active Citizenship can be as small as a campaign to clean up your street or as big as educating young people about democratic values, skills and participation.

| Youth Development Concerns | Objectives | Performance Indicator | Target | | | PPAs | Priority Areas | Annual Budget |
|--|---|---|----------------------|----------------------|----------------------|--|--|---------------|
| | | | 2020 | 2021 | 2022 | | | |
| Lack of sense of volunteerism and active community involvement, including arts appreciation & skills | Increase, diversify and sustain youth volunteerism | no. of youth involved in volunteerism and advocacies | 250 youth volunteers | 300 youth volunteers | 350 youth volunteers | Call for Volunteers in all youth activities and endeavors, Brigada Eskwela, disaster & calamities volunteer works, OPLAN Baklas (after election) | province-wide | 25,000.00 |
| | Increase number of youth involved in organization & other groups | no. of youth registered locally in any organization provided with loyalty cards | 1500 youth | 2000 youth | 2500 youth | Youth Orgs Summit, local registration & verification | all provincial youth & youth-serving organizations | 150,000.00 |
| | increase active involvement of youth in both performing & non-performing arts | no. of youth participated | 500 youth | 550 youth | 600 youth | Arts camp, pinta kabataan, performing arts workshops & competitions, visual & media arts workshops, Dinehey, YCOMmunication Academy | Tagum City, Asuncion, Carmen, New Corella, Kapalong, Sto. Tomas | 500,000.00 |
| Limited youth involvement in social justice and equity | Increase youth involvement in communal activities for social justice and equity | no. of youth involved | 300 | 400 | 500 | Community Outreach Programs | Prison, Home for the Aged, Orphanages, CICL, PWDs Hospitals etc. | 75,000.00 |
| Lack of active involvement on exercise of suffrage | Educate importance of responsible voting | no. of youth participated | 8,000 youth | 9,000 youth | 10,000 youth | Pep Rally, Electoral Debate, Orientation on Suffrage | province-wide | 150,000.00 |

Table 30 | Local Youth Development Plan

Region: **XI**

Province: **DAVAO DEL NORTE**

LOCAL YOUTH DEVELOPMENT PLAN (LYDP) 2020-2022

CENTER OF PARTICIPATION:
Agenda Statement:

ENVIRONMENT

For the Youth to participate in the planning, implementation, monitoring, and evaluation of child and youth - friendly programs, policies and activities on environmental protection, climate change adaptation and mitigation and DRRM, with the use of new technologies and indigenous knowledge, so as to promote sustainable natural ecosystems and smarter localities, biodiversity conservation, waste management and pollution control. The province endeavors to build a better future for the next generations by sustaining significant interventions & engaging the community in managing our forest, watershed areas, coastal marine ecosystems, as well as, the urban landscape. Instead of making disasters & natural calamities as an excuse to justify losses, it shall be seen as an opportunity to be a model of disaster preparedness in the region. And to further strengthen Disaster Risk Reduction & Management (DRRM) & Climate Change Adaptation (CCA) program to reduce the vulnerability of the people, build their resiliency & empower them to build back better in times of calamities.

| Youth Development Concerns | Objectives | Performance Indicator | Target | | | PPAs | Priority Areas | Annual Budget |
|---|--|---|-------------|-------------|-------------|---|--------------------------------------|---------------|
| | | | 2020 | 2021 | 2022 | | | |
| Lack of involvement and proper awareness on environmental concerns & protection | Increase youth participation in DRR-CCA endeavors | no. of youth participated in DRR-CCA activities | 2,000 youth | 2,250 youth | 2,500 youth | Basic life training/seminar, MHPSS (Psychological First-aid/Stress Debriefing) | province-wide | 250,000.00 |
| | Increase number of youth participation in waste management, resource conservation & environmental protection | no. of youth involved | 5,000 youth | 6,000 youth | 7,000 youth | SK Sagip Kalikasan, coastal clean-up, mangrove seeding propagation, soil bagging, plogging & exercise campaign, G2B Garbage to Basket project, tree-planting activities | all 223 barangays of Davao del Norte | 200,000.00 |
| | Promote environment-friendly practice among the youth | no. of youth participated | 5,000 youth | 6,000 youth | 7,000 youth | Proper waste management seminars (zero plastic use), 3R (reduce, reuse, recycle) forum, awareness on no single-use/ lessen plastic usages, G project Advocacy , Go Green DavNor | province-wide | 500,000.00 |

Table 31 | Local Youth Development Plan

Region: **XI**

Province: **DAVAO DEL NORTE**

LOCAL YOUTH DEVELOPMENT PLAN (LYDP) 2020-2022

CENTER OF PARTICIPATION:
Agenda Statement:

GLOBAL MOBILITY

For the Youth to participate in youth mobility within and beyond ASEAN through balanced and mutually - beneficial cross - border cultural, educational, scientific exchanges; qualification equivalencies, employment opportunities, and continuing professional development; international cooperation and other institutional linkages and partnership in order to contribute to knowledge transfer and cultivate new information and skills for the country. For overseas Filipino youth to strengthen their ties with the Philippines.

| Youth Development Concerns | Objectives | Performance Indicator | Target | | | PPAs | Priority Areas | Annual Budget |
|---|--|--------------------------|----------|----------|----------|---|----------------------|---------------|
| | | | 2020 | 2021 | 2022 | | | |
| Minimal youth involvement in global/international gatherings / exchange | Promote youth exchange developments and adventure tours | no. of youth applied for | 25 youth | 30 youth | 35 youth | Youth Exchange Program, Information Dissemination on opportunities for global/international gatherings through social media | any interested youth | 100,000.00 |
| | promote youth participation in international gathering and endeavors | no. of youth assisted | 5 youth | 10 youth | 15 youth | Assistance to International conference, SSEAYP, GENESYS, SDG-UN Forum, Youth Farm Exchange | any qualified youth | 100,000.00 |

Table 32 | Annual Youth Development Action Plan

Region: **XI**

Province: **DAVAO DEL NORTE**

ANNUAL YOUTH DEVELOPMENT ACTION PLAN (AYDAP) CY 2020

| Center of Participation | Programs / Projects / Activities | Targets | Location / Priority Areas | Period of Implementation | Annual Budget |
|-----------------------------|--|--|--|--------------------------|---------------|
| HEALTH | HIV Symposiums (Awareness Month) Free HIV Testing | 500 youth attended and tested during awareness campaigns | Secondary schools in San Isidro, Talaingod & New Corella | Quarterly | 75,000.00 |
| | Reproductive Health Symposiums | 1,500 youth attended during awareness campaigns | Secondary schools in San Isidro, Talaingod & New Corella | Monthly | 75,000.00 |
| | Sportsfests, Summer Sports Camp, Vegetable Appreciation (poster, slogan, booth), Walk for a Cause, IP Games | 2,500 youth involved in sports and other health & wellness activities | All municipalities of Davao del Norte province | April - May | 500,000.00 |
| | Establishment of Teen Tambayan Center within the provincial capitol, Free Counseling for the youth | 500 youth assessed & facilitated in teen tambayan center & other facilities. | Davao del Norte Sports & Tourism Complex | Year-round | 800,000.00 |
| | 100 % free advocacy (Free to live, Free to love and Free to be) through acoustic jam, and other clean fun activity | 500 youth involved in the activity | Secondary schools in Tagum City | Year-round | 75,000.00 |
| EDUCATION | Scholarship & incentive programs, Public-private partnerships | 250 scholars facilitated | Municipalities of Talaingod, San Isidro & Kapalong (Brgy. Gupitan) | Year-round | 150,000.00 |
| | Oplan TABANG, Educational Caravan | 7 caravans conducted | identified <i>GIDAS</i> in Davao del Norte | Year-round | 250,000.00 |
| | Oplan TABANG, PPPs | 15 schools provided with learning materials | select schools within <i>GIDAS</i> in Davao del Norte | June - December | 75,000.00 |
| | Provincial Research Congress | 50 researchers participated in the activity | Secondary schools province-wide | May - September | 250,000.00 |
| | Alternative Learning System (ALS), TechVoc Trainings, ALS-lympics | 5% decrease of OSY among the youth | All LGUs province-wide | Year-round | 450,000.00 |
| | Formulation of IP Dictionary, Research & Development | 1 IP dictionary formulated | IP communities in the province | June - December | 150,000.00 |
| ECONOMIC EMPOWERMENT | Financial Literacy workshops, seminars & forum | 500 youth participated in financial management seminars and forum | Cities of Tagum, Panabo & Samal Island | April - August | 75,000.00 |
| | Skills trainings, business forums & youth cooperative initiatives, Livelihood Trainings for PWDs | 250 youth involved in entrepreneurial activities | All municipalities of Davao del Norte province | April - August | 300,000.00 |
| | YOs Accreditation Program | 5 orgs accredited by the DOLE and SP | Province-wide | Year-round | 35,000.00 |
| | Job Fairs, GIPs, Public-Private Partnership (PPP Initiatives) | 250 youth assisted for job opportunities | Cities of Tagum, Panabo & Samal Island | September - December | 150,000.00 |

| | | | | | |
|--------------------------------------|---|---|--|----------------------|------------|
| SOCIAL INCLUSION AND EQUITY | Muslim & IP Financial Literary Forum, IP Youth Cooperative, Muslim Entrepreneurship Forum | 50 Muslim & IP youth involved in entrepreneurial activities | Municipalities of Talaingod, San Isidro & Kapalong | June - August | 100,000.00 |
| | Muslim Gatherings, IP Youth Festivals, Muslim & IP mandatory representation (reserved slots) on all activities, IPRA Law Forum | 100 Muslim & IP youth participated in community activities | Municipalities of Talaingod, San Isidro & Kapalong | September - December | 200,000.00 |
| | Community Engagement, Adopt-a-community Program | 50 youth involved in cultural immersion | Talaingod, Davao del Norte | June - December | 50,000.00 |
| | Policy on mandatory representation among PWDs in all programs & projects; Self-enhancement seminar | 150 youth with special needs and disabilities involved | PWDs within the province | Year-round | 150,000.00 |
| | Pride Month, GAD seminars | 150 youth participated in various seminars and forums | Cities of Tagum, Panabo & Samal Island | April - August | 150,000.00 |
| PEACE - BUILDING AND SECURITY | Information Education Campaigns, anti-drug symposiums, barkada-kontra droga campaign, curfew implementation, MRP initiatives, Representation of youth to PPOC | 7 information education campaign conducted per year in secondary & tertiary level schools, 80% of the Muslim Youth & IP Sector participated | All secondary schools and select communities with armed conflict and <i>GIDAS</i> | May - September | 100,000.00 |
| | Peace camps (Peace consciousness month, community outreach programs, CICL programs (Bahay Pag-asa), Luntiang Paraiso, provincial leadership summit, ethics and moral education, Trainings on Violence Against Women and Girls (VAWG) | 500 youth involved in peace-building advocacies and campaigns | identified <i>GIDAS</i> in the province | September - December | 500,000.00 |
| GOVERNANCE | Youth Leadership summit, trainings & seminars, Summer House Training (SHOUT), Youth Congress, BSP Advancement Trainings, Provincial Youth Parliament and Seminar-Workshop on Parliamentary Rules and Procedures and Technical Writing (Resolutions, Ordinances and Correspondences) Passion Pass-it-on activities. Retreats/Recollection for the Leaders in the Schools | 2,500 youth leaders trained and capacitated | All SK officials & select youth leaders in the province, Secondary & tertiary schools in DepEd DavNor division | Year-round | 600,000.00 |
| | LYDC Orientation, school-based IECs, Accomplished Youth Organizations Award (AYOS Award), SSC seat in LYDC | 15 YO/YOs locally registered and participated in policy-making & execution of PPAs | Provincial youth organizations & youth-serving organization | Year-round | 250,000.00 |
| | Linggo ng Kabataan - DavNor Junior Official | 20 junior officials participated | All secondary schools in Davao del Norte | August | 75,000.00 |
| ACTIVE CITIZENSHIP | Call for Volunteers in all youth activities and endeavors, Brigada Eskwela, disaster & calamities volunteer works, OPLAN Baklas (after election) | 250 youth involved in volunteerism and advocacies | Province-wide | Year-round | 25,000.00 |
| | Youth Orgs Summit, local registration & verification | 1,500 youth registered locally in any organization provided with loyalty cards | All provincial youth & youth-serving organizations | Year-round | 150,000.00 |
| | Arts camp, pinta kabataan, performing arts workshops & competitions, visual & media arts workshops, Dinehey, YCOMmunication Academy | 500 youth participated | Tagum City, Asuncion, Carmen, New Corella, Kapalong, Sto. Tomas | April - October | 500,000.00 |
| | Community Outreach Programs | 300 youth involved | Davao del Norte Sports & Tourism Complex | April - June | 75,000.00 |

| | | | | | |
|------------------------|---|--|--------------------------------------|--------------------|---------------------|
| | Pep Rally, Electoral Debate, Orientation on Suffrage | 8,000 youth participated | Province-wide | Year-round | 150,000.00 |
| ENVIRONMENT | Basic life training/seminar, MHPSS (Psychological First-aid/Stress Debriefing) | 2,000 youth participated in DRR-CCA activities | Province-wide | Year-round | 250,000.00 |
| | SK Sagip Kalikasan, coastal clean-up, mangrove seeding propagation, soil bagging, plogging & exercise campaign, G2B Garbage to Basket project, tree-planting activities | 5,000 youth involved | All 223 barangays of Davao del Norte | Year-round | 200,000.00 |
| | Proper waste management seminars (zero plastic use), 3R (reduce, reuse, recycle) forum, awareness on no single-use/ lessen plastic usages, G project Advocacy , Go Green DavNor | 5,000 youth participated | Province-wide | October - December | 500,000.00 |
| GLOBAL MOBILITY | Youth Exchange Program, Information Dissemination on opportunities for global/international gatherings through social media | 25 youth applied | Province-wide | Year-round | 100,000.00 |
| | Assistance to International conference, SSEAYP, GENESYS, SDG-UN Forum, Youth Farm Exchange | 5 youth assisted | All LGUs province-wide | Year-round | 100,000.00 |
| Total | | | | | 7,635,000.00 |

MONITORING & EVALUATION

The monitoring and evaluation of the Local Youth Development Plan shall be done by the LYDC, as stipulated in Rule III Section 24 (m)(3) of the *IRR* of RA 10742, or the Sangguniang Kabataan Reform Act of 2015. The Provincial Sports & Youth Development Office is responsible for the documentation and safekeeping of all the necessary documents related to the planning, implementation, monitoring and evaluation of the LYDP.

ABBREVIATION

| | |
|----------|---|
| 3R | Reduce, Reuse, Recycle |
| ALS | Alternative Learning System |
| AYDAP | Annual Youth Development Action Plan |
| AYOS | Accomplished Youth Organizations |
| BSP | Boy Scout of the Philippines |
| CICL | Children in Conflict with the Law |
| DepEd | Department of Education |
| DILG | Department of the Interior and Local Government |
| DNLI | Davao del Norte Learning Institute |
| DOLE | Department of Labor and Employment |
| DRR-CCA | Disaster Risk Reduction - Climate Change Adaptation |
| GAD | Gender Advocacy and Development |
| GENESYS | Japan-East Asia Network of Exchange for Students and Youths |
| GIDAs | Geographically Isolated and Disadvantaged Areas |
| GIP | Government Internship Program |
| GSP | Girl Scout of the Philippines |
| HARP | HIV/AIDS & Arts Registry Program |
| HIV/AIDS | Human Immunodeficiency Virus / Acquired Immunodeficiency Syndrome |
| IEC | Information Education and Communication |
| IGP | Income Generating Project |
| IP | Indigenous People |
| IPRA | Indigenous People's Right Act |
| IRR | Implementing Rules & Regulations |
| LGBTQ | Lesbian, Gay, Bisexual, Transgender and Queer |
| LGU | Local Government Unit |
| LYDC | Local Youth Development Council |
| LYDO | Local Youth Development Office |
| LYDP | Local Youth Development Plan |
| MHPSS | Mental Health and Psychosocial Support |
| MRP | Moral Recovery Program |
| NSO | National Statistics Office |
| NYAS | National Youth Assessment Study |
| OSY | Out-of-School Youth |
| PADAC | Provincial Anti-Drug Abuse Council |
| PLYDP | Provincial Local Youth Development Plan |
| PPAs | Programs, Projects and Activities |
| PPOC | Provincial Peace and Order Council |
| PPP | Public-Private Partnership |
| PSA | Philippine Statistics Authority (formerly NSO) |
| PWDs | Person with Disabilities |
| PYAC | Provincial Youth Advisory Council |
| PYAS | Provincial Youth Assessment Study |
| PYDP | Philippine Youth Development Plan |
| SDG | Sustainable Development Goals |
| SFC | Singles for Christ |
| SHOUT | Summer House Training |
| SK | Sangguniang Kabataan |
| SOGIEs | Sexual Orientation and Gender Identity Expression |
| SSEAYP | Ship for Southeast Asian and Japanese Youth Program |
| UN-DESA | United Nations - Department of Economic and Social Affairs |
| VAWC | Violence Against Women and Children |
| YFC | Youth for Christ |
| YFPM | Youth for Peace Movement |
| YLS | Youth Leadership Seminar |
| YO | Youth Organization |
| YSO | Youth-Serving Organization |