



Statement of Cash Flows

Period Ended April 01, 2017 To June 30, 2017

Integrity
Competence
Commitment

3

General Fund

Cash Flow from Operating Activities :

Cash Inflows :

Collection of Affiliation Fee/Professional from PHIC	12,239,150.00
Collection of Business Income	35,616,924.27
Collection of Expenses incurred by employees (Unbilled)	853,611.02
Collection of Intra-Agency Receivables	84,321,796.38
Collection of Local Taxes	5,125,092.83
Collection of Other Income such as IRA/Interest Income, etc.	274,515,617.63
Collection of Other Receivables	95,090.36
Collection of Overpayment of Personal Services (Billed)/Collection of loan repayments/over rem	106,883.17
Collection of Overpayment of Personal Services (Unbilled)	5,000.00
Collection of Permits and Licenses	227,829.00
Collection of Receivables	56,163.60
Collection of retirement gratuity/ mandatory deductions for remittance to NGAs and GOCCs	12,722,653.66
Collection of RPT and distribution of proceeds	12,843,661.07
Collection of Service Income	2,622,870.00
Payment for Repair and Maintenance of Public Infrastructures	944.27
Receipt of Funds for Implementation of Projects	492,637,789.11
Receipt of Performance/Bidders Bonds	934,555.68
Refund/Cancellation of Cash Advance/stale check/Termination of Time Deposit	388,840.39


Total Cash Inflows :**935,314,472.44**

Cash OutFlows :

Adjustment on Collection	(13,079.25)
Grant of Cash Advance	(20,833,392.42)
Grant of Subsidies and Donations	(5,179,545.86)
Liquidation on Cash Advance for Other Accounts	(24,027.30)
Payment / Reimbursement of Travelling Expenses	(1,185,587.00)
Payment for Accounts Payable for (CAPITAL OUTLAYS)	(18,514,913.58)
Payment for Accounts Payable for MOOE/FE	(50,532,420.18)
Payment for Communication Expenses	(1,911,194.17)
Payment for Inter-Agency Payable	(317,857,206.82)
Payment for Intra-Agency Payable	(25,657,953.07)
Payment for items purchased from the Procurement Service/National Printing Office/BIR	(367,167.28)
Payment for Long-Term Liabilities	(385,285.17)
Payment for Other Liabilities	(13,878,883.45)
Payment for Other Maintenance and Other Operating Expenses	(3,301,217.96)
Payment for Prepayments	(3,051,143.56)
Payment for Professional Services	(25,346,271.37)
Payment for Progress/Final Billing of Contractor for Construction of Agency Assets	(7,882,852.57)
Payment for Progress/Final Billing of Contractors for Public Infrastructures	(5,152,614.71)
Payment for Purchase of Inventories, Supplies and Materials Directly Issued to End-User	(9,582,414.89)
Payment for Purchase of Inventories, Supplies and Materials for Stock	(3,546,358.15)
Payment for Repair and Maintenance of Buildings	(51,147.82)
Payment for Repair and Maintenance of Public Infrastructures	(4,625,253.01)
Payment for Repairs and Maintenance of Transportation Equipment	(6,814.28)
Payment for Taxes, Premiums and Other Fees	(339,110.09)
Payment for Training Expenses	(1,008,649.75)
Payment for Utility Expenses	(6,340,829.11)
Payment of financial expenses	(4,787,246.37)
Payment of Mobilization fee to Contractors	(248,568.86)
Payment of Personal Services	(79,675,012.30)
Payment/Reimbursement/Liquidation for Miscellaneous, Extraordinary/Confidential Expenses	(7,570.00)
Refund of Guaranty Deposit/Retention Fee	(599,950.00)
Refund of Performance Bond to Contractor	(192,623.65)

Remittance of Authorized Deduction Withheld on Employees (Employee Share)	(71,395,664.67)	
Replenishment of Expenses from Petty Cash Fund/Special Cash Advances.	(4,964,686.48)	
Transfer of Funds to Other NGAs, GOCCs, LGUs, NGOs/POs for Implementation of Project	(350,000.00)	
Total Cash Outflows :		(688,796,655.15)
Cash Provided by Operating Activities		246,517,817.29
Cash Flow from Investing Activities :		
Cash OutFlows :		
Purchase/Construction/Development/Fabrication of Property, Plant and Equipment	(440,084.28)	
Total Cash Outflows :		(440,084.28)
Cash Provided by Investing Activities		(440,084.28)
Cash Flow from Financing Activities :		
Cash Inflows :		
Receipt of Cash Loan Proceeds	16,406,509.95	
Total Cash Inflows :		16,406,509.95
Cash OutFlows :		
Payment for Long-Term Liabilities	(14,955,179.80)	
Total Cash Outflows :		(14,955,179.80)
Cash Provided by Financing Activities		1,451,330.15
Total Cash provided by Operating, Investing, Financing Activities		247,529,063.16
Add : Cash Balance Beginning Apr 1 2017		754,657,663.84
Cash Balance Ending Jun 30 2017		1,002,186,727.00

Certified Correct :


SERLINDA C. ATAKE, CPA, MBA
 Provincial Accountant
 Provincial Accountant's Office



Provincial Government of Davao Del Norte

Statement of Cash Flows

Period Ended April 01, 2017 To June 30, 2017

*Integrity
Competence
Commitment*

Special Education Fund

Cash Flow from Operating Activities :		
Cash Inflows :		
Collection of Other Income such as IRA/Interest Income, etc.	12,631.89	
Collection of share from RPT	9,145,952.86	
Refund/Cancellation of Cash Advance/stale check/Termination of Time Deposit	464,949.09	
Total Cash Inflows :		9,623,533.84

Cash OutFlows :

Grant of Cash Advance	(876,300.00)
Grant of Subsidies and Donations	(538,050.00)
Payment / Reimbursement of Travelling Expenses	(105,027.44)
Payment for Accounts Payable for (CAPITAL OUTLAYS)	(641,931.37)
Payment for Accounts Payable for MOOE/FE	(117,968.94)
Payment for Inter-Agency Payable	(89,302.58)
Payment for Intra-Agency Payable	(244,214.36)
Payment for Other Maintenance and Other Operating Expenses	(23,201.24)
Payment for Professional Services	(1,174,497.33)
Payment for Progress/Final Billing of Contractor for Construction of Agency Assets	(833,775.99)
Payment for Purchase of Inventories, Supplies and Materials Directly Issued to End-User	(58,161.79)
Payment for Taxes, Premiums and Other Fees	(2,526.38)
Payment of financial expenses	(146,629.13)
Replenishment of Expenses from Petty Cash Fund/Special Cash Advances.	(13,608.43)
Transfer of Funds to Other NGAs, GOCCs, LGUs, NGOs/POs for Implementation of Project	(258,276.00)

Total Cash Outflows : (5,123,470.98)

Cash Provided by Operating Activities **4,500,062.86**

Cash Provided by Investing Activities**Cash OutFlows :**

Purchase/Construction/Development/Fabrication of Property, Plant and Equipment	(28,449.65)
Total Cash Outflows :	<u>(28,449.65)</u>

Cash Provided by Investing Activities **(28,449.65)**

Cash Flow from Financing Activities :**Cash OutFlows :**

Payment for Long-Term Liabilities	(486,494.52)
Total Cash Outflows :	<u>(486,494.52)</u>


Cash Provided by Financing Activities **(486,494.52)**

Total Cash provided by Operating, Investing, Financing Activities **3,985,118.69**

Add : Cash Balance Beginning Apr 1 2017 **19,111,027.03**

Cash Balance Ending Jun 30 2017 **23,096,145.72**

Certified Correct :


SERLINDA C. ATAKE, CPA, MBA
 Provincial Accountant
 Provincial Accountant's Office





Period Ended April 01, 2017 To June 30, 2017

Commitment

Trust Fund

Cash Flow from Operating Activities :

Cash Inflows :

Collection of Intra-Agency Receivables	264,750,831.42	
Receipt of Funds for Implementation of Projects	60,863,152.31	
Refund/Cancellation of Cash Advance/stale check/Termination of Time Deposit	287.25	
Total Cash Inflows :		325,614,270.98

Cash OutFlows :

Grant of Cash Advance	(171,640.00)	
Payment / Reimbursement of Travelling Expenses	(28,867.76)	
Payment for Inter-Agency Payable	(2,815,419.48)	
Payment for Intra-Agency Payable	(9,711,572.99)	
Payment for items purchased from the Procurement Service/National Printing Office/BIR	(1,418.94)	
Payment for Other Liabilities	(3,843,717.06)	
Payment for Other Maintenance and Other Operating Expenses	(4,150.00)	
Payment for Prepayments	(15,496,681.27)	
Payment for Progress/Final Billing of Contractor for Construction of Agency Assets	(1,142,435.18)	
Payment for Progress/Final Billing of Contractors for Public Infrastructures	(31,204,141.40)	
Payment for Purchase of Inventories, Supplies and Materials for Stock	(284,397.82)	
Payment for Training Expenses	(123,120.00)	
Payment of Mobilization fee to Contractors	(17,611,563.94)	
Refund of Guaranty Deposit/Retention Fee	(1,804,448.70)	
Replenishment of Expenses from Petty Cash Fund/Special Cash Advances.	(199,445.93)	
Total Cash Outflows :		(84,443,020.47)

Cash Provided by Operating Activities

241,171,250.51

Cash Flow from Investing Activities :

0.00

Cash OutFlows :

Purchase/Construction/Development/Fabrication of Property, Plant and Equipment	(7,143,985.58)	
Total Cash Outflows :		(7,143,985.58)

Cash Provided by Investing Activities

(7,143,985.58)

Cash Provided by Financing Activities

0.00

Total Cash provided by Operating, Investing, Financing Activities

234,027,264.93


Add : Cash Balance Beginning Apr 1 2017

332,057,924.22

Cash Balance Ending Jun 30 2017

566,085,189.15

Certified Correct :


SERLINDA C. ATAKE, CPA, MBA
 Provincial Accountant
 Provincial Accountant's Office